

QUARTERLY PHYSICAL REPORT OF OPERATION
As of March 31, 2025


Department : Department of Science and Technology (DOST)
 Agency/Entity : Metals Industry Research and Development Center
 Operating Unit : < not applicable >
 Organization Code (UACS) : 19 007 0000000

Particulars	UACS CODE	Physical Target (Budget Year)					Physical Accomplishment (Budget Year)					Variance as of March 31, 2025	Remarks
		1st Quarter	2nd Quarter	3rd Quarter	4th Quarter	Total	1st Quarter	2nd Quarter	3rd Quarter	4th Quarter	Total		
1	2	3	4	5	6	7	8	9	10	11	12	13	14
METALS INDUSTRY RESEARCH PROGRAM	310100000000000												
OO : Increased benefits to Filipinos from scientific knowledge and technologies in cutting-edge metals and engineering													
Outcome Indicator(s)													
1. Number of partnerships with public and private stakeholders and international organizations		14	6	4	2	26	21					7	MIRDC has 17 R&D partnerships carried over from 2024 plus 4 new partnerships established in Q1.
2. Amount of revenue generated from partnerships		--	--	P	P	P 1,100,000	--					--	No target for Q1.
Output Indicator(s)													
1. Number of projects completed		--	3	6	8	17	--					--	No target for Q1.
2. Percentage of projects implemented within the approved timeframe		91%	91%	91%	91%	91% (10/11)	100% (19/19)					9%	
3. Percentage of projects completed which are published in peer-reviewed journals, presented in national and/or international conferences, and/or with IP filed or approved		67.5%	67.5%	67.5%	67.5%	67.5% (50/71)	88.89% (64/72)					21.39%	64 of the 72 R&D projects completed between 2020 to 2024 have Scientific Papers presented/published and/or IPRs filed/granted.
METALS INDUSTRY TECHNOLOGY TRANSFER PROGRAM	310200000000000												
OO : Increased benefits to Filipinos from scientific knowledge and technologies in cutting-edge metals and engineering													
Outcome Indicator(s)													
1. Percentage of clients that rate the technology transfer as satisfactory or better		--	85%	85%	85%	85% (6/7)	100% (2/2)					100%	No target for Q1 but CSM for 2 technologies transferred received ARTA rating of Strongly Agree/Agree.
Output Indicator(s)													
1. Number of technologies diffused		2	11	11	3	27	14					12	14 MIRDC-developed technologies diffused in Q1.
2. Number of technologies transferred/commercialized through technology transfer agreement		--	2	2	2	6	2					2	2 Technologies transferred: - Tikog Flattening machine - Pandanus Leaves Slitter/Presser
3. Percentage of requests for technology transfer that have been provided within the required timeframe		85%	85%	85%	85%	85% (6/7)	100% (2/2)					15%	2 Technologies were transferred on-time.


Department : Department of Science and Technology (DOST)
Agency/Entity : Metals Industry Research and Development Center
Operating Unit : < not applicable >
Organization Code (UACS) : 19 007 0000000

Particulars	UACS CODE	Physical Target (Budget Year)					Physical Accomplishment (Budget Year)					Variance as of March 31, 2025	Remarks
		1st Quarter	2nd Quarter	3rd Quarter	4th Quarter	Total	1st Quarter	2nd Quarter	3rd Quarter	4th Quarter	Total		
1	2	3	4	5	6	7	8	9	10	11	12	13	14
METALS INDUSTRY SCIENCE AND TECHNOLOGY SERVICES PROGRAM	3103000000000000												
OO : Increased benefits to Filipinos from scientific knowledge and technologies in cutting-edge metals and engineering Outcome Indicator(s)													
1. Percentage of customers that rate the technical services rendered as satisfactory or better		95%	95%	95%	95%	95% (1,995/2,100)	99.27% (1,364/1,374)					4.27%	1,364 of 1,374 external clients rated Strongly Agree / Agree on the ARTA prescribed CSM.
Output Indicator(s)													
1. Number of technical services rendered		1,250	1,340	1,340	970	4,900	1,747					497	
2. Percentage of requests for technical services that have been provided within the required timeframe		95%	95%	95%	95%	95% (4,655/4,900)	99.89% (1,745/1,747)					4.89%	
3. Number of clients benefiting from technical services		600	600	500	300	2,000	1,728					1,128	In Q1-2025, MIRDC served 1,273 returning clients from the previous year and 455 new clients.


Prepared By:


REA C. CASTRO
OIC, Planning and Management Division
Date: April 28, 2025 09:05 AM

In coordination with:


AGNES R. PEDRAZA
Budget Officer
Date: April 28, 2025 09:05 AM

Approved By:


ROBERT O. DIZON
Executive Director
Date: April 28, 2025 09:13 AM

