



STATEMENT OF APPROPRIATIONS, ALLOTMENTS, OBLIGATIONS, DISBURSEMENTS AND BALANCES  
As at the Quarter Ending December 31, 2019

Department: Department of Science and Technology (DOST)  
Agency/Entity: Metals Industry Research and Development Center  
Operating Unit: < not applicable >  
Organization Code: 19 007 0000000  
Fund Cluster: 01 Regular Agency Fund

	Current Year Appropriations
	Supplemental Appropriations
X	Continuing Appropriations


(e.g. UACS Fund Cluster: 01-Regular Agency Fund, 02-Foreign Assisted Projects Fund, 03-Special Account-Locally Funded/Domestic Grants Fund, and 04-Special Account-Foreign Assisted/Foreign Grants Fund)


Particulars	UACS CODE	Appropriations			Allotments			Obligations					Disbursements				Balances						
		Authorized Appropriations	Adjustments (Transfer To/From, Modification/ Augmentations)	Adjusted Appropriations	Allotments Received	Adjustments (Reductions, Modifications/ Augmentations)	Transfer To	Transfer From	Adjusted Allotments	1st Quarter Ending March 31	2nd Quarter Ending June 30	3rd Quarter Ending Sept. 30	4th Quarter Ending Dec. 31	TOTAL	1st Quarter Ending March 31	2nd Quarter Ending June 30	3rd Quarter Ending Sept. 30	4th Quarter Ending Dec. 31	TOTAL	Unreleased Appropriations	Unobligated Allotments	Unpaid Obligations (15+20)=(23+24)	
		3	4	5=(3+4)	6	7	8	9	10=[(8+(-17)-9)]	11	12	13	14	15=(11+12+13+14)	16	17	18	19	20=(16+17+18+19)	21=(5-10)	22=(10-15)	23	24
SUMMARY		403,155.96	0.00	403,155.96	403,155.96	0.00	0.00	0.00	403,155.96	327,484.25	1,560.00	5,068.00	33,197.00	367,309.25	5,170.00	142,784.25	119,158.00	88,797.00	355,909.25	0.00	35,846.71	0.00	11,400.00
I. CONTINUING APPROPRIATIONS		403,155.96	0.00	403,155.96	403,155.96	0.00	0.00	0.00	403,155.96	327,484.25	1,560.00	5,068.00	33,197.00	367,309.25	5,170.00	142,784.25	119,158.00	88,797.00	355,909.25	0.00	35,846.71	0.00	11,400.00
Maintenance and Other Operating Expenses		231,331.09	0.00	231,331.09	231,331.09	0.00	0.00	0.00	231,331.09	164,484.25	1,560.00	5,068.00	35,006.00	226,118.25	5,170.00	142,784.25	43,158.00	23,806.00	214,118.25	0.00	5,212.84	0.00	11,400.00
Training and Scholarship Expenses		87,196.10	0.00	87,196.10	87,196.10	0.00	0.00	0.00	87,196.10	0.00	0.00	76,733.97	0.00	76,733.97	0.00	0.00	0.00	76,733.97	0.00	10,462.13	0.00	0.00	0.00
ICT Training Expenses	5020201001	87,196.10	0.00	87,196.10	87,196.10	0.00	0.00	0.00	87,196.10	0.00	0.00	76,733.97	0.00	76,733.97	0.00	0.00	0.00	76,733.97	0.00	10,462.13	0.00	0.00	0.00
Supplies and Materials Expenses		41,443.00	0.00	41,443.00	41,443.00	0.00	0.00	0.00	41,443.00	100,762.00	1,560.00	(60,879.00)	35,006.00	76,449.00	5,170.00	59,062.00	(24,789.00)	23,806.00	60,049.00	0.00	(35,006.00)	0.00	11,400.00
Office Supplies Expenses	5020201002	31,453.00	0.00	31,453.00	31,453.00	0.00	0.00	0.00	31,453.00	94,112.00	0.00	(62,609.00)	35,006.00	66,409.00	5,170.00	50,852.00	(24,809.00)	23,806.00	55,059.00	0.00	(35,006.00)	0.00	11,400.00
Other Supplies and Materials Expenses	5020209000	9,990.00	0.00	9,990.00	9,990.00	0.00	0.00	0.00	9,990.00	6,650.00	1,560.00	1,780.00	0.00	9,990.00	0.00	8,210.00	1,780.00	0.00	9,990.00	0.00	0.00	0.00	0.00
Professional Services		99,191.99	0.00	99,191.99	99,191.99	0.00	0.00	0.00	99,191.99	69,435.28	0.00	0.00	0.00	69,435.28	0.00	69,435.28	0.00	0.00	69,435.28	0.00	29,756.71	0.00	0.00
Other Professional Services	5021199000	99,191.99	0.00	99,191.99	99,191.99	0.00	0.00	0.00	99,191.99	69,435.28	0.00	0.00	0.00	69,435.28	0.00	69,435.28	0.00	0.00	69,435.28	0.00	29,756.71	0.00	0.00
Repairs and Maintenance		3,500.00	0.00	3,500.00	3,500.00	0.00	0.00	0.00	3,500.00	0.00	0.00	3,500.00	0.00	3,500.00	0.00	0.00	3,500.00	0.00	3,500.00	0.00	0.00	0.00	0.00
Repairs and Maintenance - Semi-Expendable	5021321000	3,500.00	0.00	3,500.00	3,500.00	0.00	0.00	0.00	3,500.00	0.00	0.00	3,500.00	0.00	3,500.00	0.00	0.00	3,500.00	0.00	3,500.00	0.00	0.00	0.00	0.00
Other Maintenance and Operating Expenses		0.00	0.00	0.00	0.00	0.00	0.00	0.00	0.00	14,286.97	0.00	(14,286.97)	0.00	0.00	0.00	14,286.97	(14,286.97)	0.00	0.00	0.00	0.00	0.00	0.00
Representation Expenses	5020903000	0.00	0.00	0.00	0.00	0.00	0.00	0.00	0.00	14,286.97	0.00	(14,286.97)	0.00	0.00	0.00	14,286.97	(14,286.97)	0.00	0.00	0.00	0.00	0.00	0.00
Capital Outlays		171,824.87	0.00	171,824.87	171,824.87	0.00	0.00	0.00	171,824.87	143,000.00	0.00	0.00	(1,809.00)	141,191.00	0.00	0.00	76,000.00	65,191.00	141,191.00	0.00	30,633.87	0.00	0.00
Investment Outlay		5,712.18	0.00	5,712.18	5,712.18	0.00	0.00	0.00	5,712.18	0.00	0.00	0.00	0.00	0.00	0.00	0.00	0.00	0.00	0.00	0.00	5,712.18	0.00	0.00
Communication Networks	5060101007	5,712.18	0.00	5,712.18	5,712.18	0.00	0.00	0.00	5,712.18	0.00	0.00	0.00	0.00	0.00	0.00	0.00	0.00	0.00	0.00	0.00	5,712.18	0.00	0.00
Property, Plant and Equipment Dutilay		166,112.69	0.00	166,112.69	166,112.69	0.00	0.00	0.00	166,112.69	143,000.00	0.00	0.00	(1,809.00)	141,191.00	0.00	0.00	76,000.00	65,191.00	141,191.00	0.00	24,921.69	0.00	0.00
Other Land Improvements	5060402009	67,272.70	0.00	67,272.70	67,272.70	0.00	0.00	0.00	67,272.70	67,000.00	0.00	0.00	(1,809.00)	65,191.00	0.00	0.00	0.00	65,191.00	0.00	2,081.70	0.00	0.00	
Buildings	5060404001	88,339.99	0.00	88,339.99	88,339.99	0.00	0.00	0.00	88,339.99	76,000.00	0.00	0.00	0.00	76,000.00	0.00	0.00	76,000.00	0.00	76,000.00	0.00	82,339.99	0.00	0.00
Furniture and Fixtures	5060407001	500.00	0.00	500.00	500.00	0.00	0.00	0.00	500.00	0.00	0.00	0.00	0.00	0.00	0.00	0.00	0.00	0.00	0.00	0.00	500.00	0.00	0.00
GRAND TOTAL		403,155.96	0.00	403,155.96	403,155.96	0.00	0.00	0.00	403,155.96	327,484.25	1,560.00	5,068.00	33,197.00	367,309.25	5,170.00	142,784.25	119,158.00	88,797.00	355,909.25	0.00	35,846.71	0.00	11,400.00


Department: Department of Science and Technology (DOST)  
 Agency/Entity: Metals Industry Research and Development Center  
 Operating Unit: < not applicable >  
 Organization Code: 19 007 0000000  
 Fund Cluster: 01 Regular Agency Fund  
 (e.g. UACS Fund Cluster: 01-Regular Agency Fund, 02-Foreign Assisted Projects Fund, 03-Special Account-Locally Funded/Domestic Grants Fund, and 04-Special Account-Foreign Assisted/Foreign Grants Fund)

	Current Year Appropriations
	Supplemental Appropriations
X	Continuing Appropriations

Particulars	UACS CODE	Appropriations			Allotments			Obligations				Disbursements				Balances							
		Authorized Appropriations	Adjustments (Transfer To/From, Modifications/ Augmentations)	Adjusted Appropriations	Allotments Received	Adjustments (Reductions, Modifications/ Augmentations)	Transfer To	Transfer From	Adjusted Allotments	1st Quarter	2nd Quarter	3rd Quarter	4th Quarter	TOTAL	1st Quarter	2nd Quarter	3rd Quarter	4th Quarter	TOTAL	Unreleased Appropriations	Unobligated Allotments	Unpaid Obligations (15-20)=(23+24)	
										Ending March 31	Ending June 30	Ending Sept. 30	Ending Dec. 31		Ending March 31	Ending June 30	Ending Sept. 30	Ending Dec. 31				Due and Demandable	Not Yet Due and Demandable
1	2	3	4	5=(3+4)	6	7	8	9	10=[(16+(-)17)-8+9]	11	12	13	14	15=(11+12+13+14)	16	17	18	19	20=(16+17+18+19)	21=(5-10)	22=(10-15)	23	24

Certified Correct:  
  
 PEDRA MARINES FONTANILLA  
 Budget Officer  
 Date: 2020-01-16 13:09:48.0

Certified Correct:  
  
**JOHNNY G. QUINGCO**  
 Accountant IV  
 Date:

Recommending Approval:  
  
 MOTAS AUREA TICZON  
 Director, FMS  
 Date: 2020-01-16 13:10:50.0

Approved By:  
  
 DIZON ROBERTO QUINGCO  
 Executive Director  
 Date: 2020-01-16 13:12:44.0