






QUARTERLY REPORT OF REVENUE AND OTHER RECEIPTS  
As at the Quarter Ending March 31, 2021

Department : Department of Science and Technology (DOST)  
 Agency : Metals Industry Research and Development Center  
 Operating Unit : < not applicable >  
 Organization Code (UAC) : 19 007 0000000  
 Fund Cluster : 01 - Regular Agency Fund

Classification/Sources of Revenue and Other Receipts	UACS CODE	REVENUE TARGET (Annual) per BESF	Actual Revenue and Other Receipts Collections					Cumulative Remittance/Deposits to Date			Variance		Remarks
			1st Quarter Ending March 31	2nd Quarter Ending June 30	3rd Quarter Ending Sept. 30	4th Quarter Ending Dec. 31	Total	Remittance to BTr	Deposited with AGDB	TOTAL	Amount	%	
1	2	3	4	5	6	7	8=[(6+(-)7)-8+9]	9	10	11=(9+10)	12=(8-3)	13=(12/3)	14
Regular Agency Fund		29,272,000.00	6,089,276.92	0.00	0.00	0.00	6,089,276.92	6,059,866.92	0.00	6,059,866.92	(23,182,723.08)	-79 %	
Non-Revenue Collections/Over Receipts		29,272,000.00	6,089,276.92	0.00	0.00	0.00	6,089,276.92	6,059,866.92	0.00	6,059,866.92	(23,182,723.08)	-79 %	
Cash Revenue		29,272,000.00	5,903,857.32	0.00	0.00	0.00	5,903,857.32	5,876,247.32	0.00	5,876,247.32	(23,368,142.68)	-80 %	
Non-Tax		29,272,000.00	5,903,857.32	0.00	0.00	0.00	5,903,857.32	5,876,247.32	0.00	5,876,247.32	(23,368,142.68)	-80 %	
Other Service Income	4020199099	23,048,000.00	5,846,211.89	0.00	0.00	0.00	5,846,211.89	5,818,601.89	0.00	5,818,601.89	(17,201,788.11)	-75 %	
Seminar/Training Fee	4020204000	2,664,000.00	49,000.00	0.00	0.00	0.00	49,000.00	49,000.00	0.00	49,000.00	(2,615,000.00)	-98 %	
Rent/Lease Income	4020205000	3,550,000.00	1,407.43	0.00	0.00	0.00	1,407.43	1,407.43	0.00	1,407.43	(3,548,592.57)	-100 %	
Income from Printing and Publication	4020215000	10,000.00	0.00	0.00	0.00	0.00	0.00	0.00	0.00	0.00	(10,000.00)	-100 %	
Miscellaneous Income	4060999000	0.00	7,238.00	0.00	0.00	0.00	7,238.00	7,238.00	0.00	7,238.00	7,238.00	0 %	
Cash Receipts		0.00	185,419.60	0.00	0.00	0.00	185,419.60	183,619.60	0.00	183,619.60	185,419.60	0 %	
Others		0.00	185,419.60	0.00	0.00	0.00	185,419.60	183,619.60	0.00	183,619.60	185,419.60	0 %	
Accounts Receivable	1030101000	0.00	153,850.00	0.00	0.00	0.00	153,850.00	153,850.00	0.00	153,850.00	153,850.00	0 %	
Receivables - Disallowances/Charges	1030501000	0.00	22,525.17	0.00	0.00	0.00	22,525.17	22,525.17	0.00	22,525.17	22,525.17	0 %	
Other Receivables	1030599000	0.00	2,100.00	0.00	0.00	0.00	2,100.00	2,100.00	0.00	2,100.00	2,100.00	0 %	
Advances for Special Assigning Officer	1990103000	0.00	1,804.00	0.00	0.00	0.00	1,804.00	1,804.00	0.00	1,804.00	1,804.00	0 %	
Deposits on Letter of Credit	1990301000	0.00	2,250.43	0.00	0.00	0.00	2,250.43	2,250.43	0.00	2,250.43	2,250.43	0 %	
Other Unearned Revenue	2050299000	0.00	2,890.00	0.00	0.00	0.00	2,890.00	1,090.00	0.00	1,090.00	2,890.00	0 %	
<b>TOTAL</b>		<b>29,272,000.00</b>	<b>6,089,276.92</b>	<b>0.00</b>	<b>0.00</b>	<b>0.00</b>	<b>6,089,276.92</b>	<b>6,059,866.92</b>	<b>0.00</b>	<b>6,059,866.92</b>	<b>(23,182,723.08)</b>	<b>-79 %</b>	

  
 JOHNNY G. QUIJACO  
 Accountant  
 Date: 2021-04-07 14:31:03

  
 AUREAT M. MOTAS  
 Director, FMS  
 Date: 2021-04-07 15:04:29

  
 ROBERT O. BIZON  
 Executive Director  
 Date: 2021-04-07 15:09:27