






QUARTERLY REPORT OF REVENUE AND OTHER RECEIPTS
As at the Quarter Ending June 30, 2021

Department : Department of Science and Technology (DOST)
 Agency : Metals Industry Research and Development Center
 Operating Unit : < not applicable >
 Organization Code (UACS) : 19 007 0000000
 Fund Cluster : 07 - Trust Receipts

Classification/Sources of Revenue and Other Receipts	UACS CODE	REVENUE TARGET (Annual) per BESF	Actual Revenue and Other Receipts Collections				Cumulative Remittance/Deposits to Date			Variance		Remarks	
			1st Quarter Ending March 31	2nd Quarter Ending June 30	3rd Quarter Ending Sept. 30	4th Quarter Ending Dec. 31	Total	Remittance to BTr	Deposited with AGDB	TOTAL	Amount		%
1	2	3	4	5	6	7	8=[(6+(-)7)-8+9]	9	10	11=(9+10)	12=(8-3)	13=(12/3)	14
Trust Receipts		0.00	15,197,641.18	18,494,833.00	0.00	0.00	33,692,474.18	33,678,404.18	14,070.00	33,692,474.18	33,692,474.18	0 %	
Inter-Agency Transferred Funds (IATF) Deposited with the National Treasury		0.00	15,161,817.33	18,422,632.00	0.00	0.00	33,584,449.33	33,584,449.33	0.00	33,584,449.33	33,584,449.33	0 %	
Due to NGAs		0.00	15,161,817.33	18,422,632.00	0.00	0.00	33,584,449.33	33,584,449.33	0.00	33,584,449.33	33,584,449.33	0 %	
Other Trust Receipts Deposited with the National Treasury		0.00	35,823.85	58,131.00	0.00	0.00	93,954.85	93,954.85	0.00	93,954.85	93,954.85	0 %	
Trust Liabilities		0.00	4,000.00	35,000.00	0.00	0.00	39,000.00	39,000.00	0.00	39,000.00	39,000.00	0 %	
Refund of Deposit on Letters of Credit		0.00	2,431.20	0.00	0.00	0.00	2,431.20	2,431.20	0.00	2,431.20	2,431.20	0 %	
Refund of Advances to Special Disbursing Officer		0.00	29,392.65	0.00	0.00	0.00	29,392.65	29,392.65	0.00	29,392.65	29,392.65	0 %	
Refund of Advances to Officers and Employees		0.00	0.00	23,131.00	0.00	0.00	23,131.00	23,131.00	0.00	23,131.00	23,131.00	0 %	
Trust Receipts Deposited with Authorized Government Depository Banks (AGDB)		0.00	0.00	14,070.00	0.00	0.00	14,070.00	0.00	14,070.00	14,070.00	14,070.00	0 %	
Bidding Docs		0.00	0.00	14,070.00	0.00	0.00	14,070.00	0.00	14,070.00	14,070.00	14,070.00	0 %	
TOTAL		0.00	15,197,641.18	18,494,833.00	0.00	0.00	33,692,474.18	33,678,404.18	14,070.00	33,692,474.18	33,692,474.18	0 %	


 JOHNNY G. QUINGCO
 Accountant
 Date: 2021-07-08 13:26:03


 AUREA T. MOTAS
 Director, FMS
 Date: 2021-07-08 13:27:12


 ROBERT O. QIZON
 Executive Director
 Date: 2021-07-08 13:29:28