


QUARTERLY PHYSICAL REPORT OF OPERATION
As of September 30, 2021





Department : Department of Science and Technology (DOST)
Agency : Metals Industry Research and Development Center
Operating Unit : < not applicable >
Organization Code (UACS) : 19 007 0000000


Particulars	UACS CODE	Physical Target (Budget Year)					Physical Accomplishment (Budget Year)					Variance	Remarks
		1st Quarter	2nd Quarter	3rd Quarter	4th Quarter	Total	1st Quarter	2nd Quarter	3rd Quarter	4th Quarter	Total		
1	2	3	4	5	6	7	8	9	10	11	12	13	14
METALS INDUSTRY RESEARCH PROGRAM	3101000000000000												
OO : Increased benefits to Filipinos from scientific knowledge and													
Outcome Indicators													
1. Number of partnerships with public and private stakeholders and international organizations		21	22	23	25	25	28	31	32		32	7	The Center has 32 partnerships, 26 of which were carried over from the previous year.
2. Amount of revenue generated from partnerships		0	PhP70,000	PhP280,000	PhP150,000	PhP500,000	358,830	0	31,080		389,910	110,090	Revenue to date surpassed the target for Q3. Four additional CRA projects are targeted to be completed on the second semester of the year
Output Indicators													
1. Number of projects completed		0	3	3	9	15	1	1	1		3	-12	Projects expected to be completed in the 2nd quarter were extended as per request of external counterpart/R&D partners
2. Percentage of projects implemented within the approved timeframe		0	95%	95%	95%	95%	92% (12/13)	84% (16/19)	95% (21/22)		95%	0	21 out of 22 on-going projects were implemented on schedule
3. Percentage of projects completed which are published in peer-reviewed journals, presented in national and/or international conferences, and/or with IP filed or approved		12%	12%	12%	12%	12%	21% (31/148)	21% (31/148)	21% (31/148)		21%	9%	
METALS INDUSTRY TECHNOLOGY TRANSFER PROGRAM	3102000000000000												
OO : Increased benefits to Filipinos from scientific knowledge and													
Outcome Indicator													
1. Percentage of clients that rate the technology transfer as satisfactory or better		0	80%	80%	80%	80%	100% (1/1)	100% (3/3)	100% (7/7)		100%	20%	7 clients who availed of technology transfer rated the agreement as Outstanding. Awaiting the return of 1 more feedback form
Output Indicators													
1. Number of technologies diffused		2	10	11	2	25	15	5	7		27	2	Annual target of 25 was met. MIRDC is continuous to conduct diffusion activities through virtual events
2. Number of technologies transferred/commercialized through technology transfer agreement		0	2	3	1	6	4	2	1		7	1	Annual target has already been met of the 1st semester
3. Percentage of requests for technology transfer that have been provided within the required timeframe		0	70%	70%	70%	70%	100% (4/4)	100% (3/3)	100% (1/1)		100%	30%	8 out of 8 technology transfer agreements provided on time
METALS INDUSTRY SCIENCE AND TECHNOLOGY SERVICES	3103000000000000												
OO : Increased benefits to Filipinos from scientific knowledge and													
Outcome Indicator													
1. Percentage of customers that rate the technical services rendered as satisfactory or better		95%	95%	95%	95%	95%	100% (127/127)	100% (274/274)	100% (456/457)		99% (984/985)	4%	984 clients surveyed provided a rating of Very Satisfactory (4) or Outstanding (5)
Output Indicators													

Department : Department of Science and Technology (DOST)
 Agency : Metals Industry Research and Development Center
 Operating Unit : < not applicable >
 Organization Code (UACS) : 19 007 0000000

Particulars	UACS CODE	Physical Target (Budget Year)					Physical Accomplishment (Budget Year)					Variance	Remarks
		1st Quarter	2nd Quarter	3rd Quarter	4th Quarter	Total	1st Quarter	2nd Quarter	3rd Quarter	4th Quarter	Total		
1	2	3	4	5	6	7	8	9	10	11	12	13	14
1. Number of technical services rendered		1,075	1,720	860	645	4,300	1,200	1,085	1,261		3,546		Target as of the 3rd quarter was met. Accomplishment is 82.46%. Disrupted services due to alternate scheduling of personnel and occasional quarantine of infected and close contact personnel partly affected operation
2. Percentage of requests for technical services that have been provided within the required timeframe		95%	95%	95%	95%	95%	97% (1,168/1,200)	97% (1,052/1,085)	98.8% (1,247/1,261)		97.8% (3,467/3,546)	2.2%	3467 out of 3,546 services rendered provided within the agreed timeframe
3. Number of clients benefiting from technical services		425	510	510	255	1,700	695	1,546	733		2,974	1,274	Annual Target has already been met. There has been an increase in clients benefiting from online seminars conducted

Prepared By:

ANTHONY GREG E. ALONZO
 Planning Officer III

In coordination with:

AGNES F. PEDRAZA
 Administrative Officer V

Approved By:

ROBERT O. DIZON
 Executive Director, MIRDC