

QUARTERLY PHYSICAL REPORT OF OPERATION

As of December 31, 2021





Department : Department of Science and Technology (DOST)
 Agency : Metals Industry Research and Development Center
 Operating Unit : < not applicable >
 Organization Code (UACS) : 19 007 0000000


Particulars	UACS CODE	Physical Target (Budget Year)					Physical Accomplishment (Budget Year)					Variance	Remarks
		1st Quarter	2nd Quarter	3rd Quarter	4th Quarter	Total	1st Quarter	2nd Quarter	3rd Quarter	4th Quarter	Total		
1	2	3	4	5	6	7	8	9	10	11	12	13	14
METALS INDUSTRY RESEARCH PROGRAM	3101000000000000												
OO : Increased benefits to Filipinos from scientific knowledge and													
Outcome Indicators													
1. Number of partnerships with public and private stakeholders and international organizations		21	22	23	25	25	28	31	32	32	32	7	The Center has 32 partnerships, 26 of which were carried over from the previous year.
2. Amount of revenue generated from partnerships		0	PhP70,000	PhP280,000	PhP150,000	PhP500,000	358,830	0	31,080	2,530,908	2,920,818	2,420,818	The Center's accomplishment exceeded the annual target
Output Indicators													
1. Number of projects completed		0	3	3	9	15	1	1	1	13	16	1	The Center's accomplishment exceeded the annual target
2. Percentage of projects implemented within the approved timeframe		0	95%	95%	95%	95%	92% (12/13)	84% (16/19)	95% (21/22)	92% (12/13)	92%	-3%	delay on the approval of the extension of 1 project due to the lockdown of the industry partner caused by the COVID-19 pandemic
3. Percentage of projects completed which are published in peer-reviewed journals, presented in national and/or international conferences, and/or with IP filed or approved		12%	12%	12%	12%	12%	21% (31/148)	21% (31/148)	21% (31/148)	21% (31/148)	21%	9%	The Center's accomplishment exceeded the annual target
METALS INDUSTRY TECHNOLOGY TRANSFER PROGRAM	3102000000000000												
OO : increased benefits to Filipinos from scientific knowledge and													
Outcome Indicator													
1. Percentage of clients that rate the technology transfer as satisfactory or better		0	80%	80%	80%	80%	100% (4/4)	100% (3/3)	0	100% (1/1)	100% (8/8)	20%	8 of 10 clients who availed of technology transfer rated the agreement as Outstanding. Awaiting the return of 2 more feedback forms
Output Indicators													
1. Number of technologies diffused		2	10	11	2	25	15	5	7	2	29	4	The Center's accomplishment exceeded the annual target
2. Number of technologies transferred/commercialized through technology transfer agreement		0	2	3	1	6	4	2	1	0	7	1	The Center's accomplishment exceeded the annual target
3. Percentage of requests for technology transfer that have been provided within the required timeframe		0	70%	70%	70%	70%	100% (4/4)	100% (3/3)	100% (1/1)	100% (2/2)	100% (10/10)	30%	10 out of 10 technology transfer agreements provided on time
METALS INDUSTRY SCIENCE AND TECHNOLOGY SERVICES	3103000000000000												
OO : Increased benefits to Filipinos from scientific knowledge and													
Outcome Indicator													
1. Percentage of customers that rate the technical services rendered as satisfactory or better		95%	95%	95%	95%	95%	100% (254/254)	100% (274/274)	100% (456/457)	99.76% (475/476)	99.85% (1,409/1,411)	4.85%	1,408 clients surveyed provided a rating of Very Satisfactory (4) or Outstanding (5)
Output Indicators													
1. Number of technical services rendered		1,075	1,720	860	645	4,300	1,200	1,085	1,261	1,603	5,149	849	The Center's accomplishment exceeded the annual target

Department : Department of Science and Technology (DOST)
 Agency : Metals Industry Research and Development Center
 Operating Unit : < not applicable >
 Organization Code (UACS) : 19 007 0000000

Particulars	UACS CODE	Physical Target (Budget Year)					Physical Accomplishment (Budget Year)					Variance	Remarks
		1st Quarter	2nd Quarter	3rd Quarter	4th Quarter	Total	1st Quarter	2nd Quarter	3rd Quarter	4th Quarter	Total		
1	2	3	4	5	6	7	8	9	10	11	12	13	14
2. Percentage of requests for technical services that have been provided within the required timeframe		95%	95%	95%	95%	95%	97% (1,168/1,200)	97% (1,052/1,085)	98.8% (1,247/1,261)	98.5% (1,579/1,603)	98% (5,046/5,149)	3%	The Center's accomplishment exceeded the annual target
3. Number of clients benefiting from technical services		425	510	510	255	1,700	695	1,546	733	321	3,295	1,595	The Center's accomplishment exceeded the annual target

Prepared By:

 ANTHONY GREG F. ALONZO
 Planning Officer III

In coordination with:

 AGNES F. PEDRAZA
 Administrative Officer V

Approved By:

 ROBERT O. DIZON
 Executive Director, MIRDC
