



QUARTERLY REPORT OF REVENUE AND OTHER RECEIPTS

As at the Quarter Ending September 30, 2022

Department : Department of Science and Technology (DOST)
 Agency : Metals Industry Research and Development Center
 Operating Unit : < not applicable >
 Organization Code (UACS) : 19 007 0000000
 Fund Cluster : 01 - Regular Agency Fund


Classification/Sources of Revenue and Other Receipts	UACS CODE	REVENUE TARGET (Annual) per BESF	Actual Revenue and Other Receipts Collections					Cumulative Remittance/Deposits to Date			Variance		Remarks
			1st Quarter Ending March 31	2nd Quarter Ending June 30	3rd Quarter Ending Sept. 30	4th Quarter Ending Dec. 31	Total	Remittance to BTr	Deposited with AGDB	TOTAL	Amount	%	
1	2	3	4	5	6	7	8=[(6+(-)7)-8+9]	9	10	11=(9+10)	12=(8-3)	13=(12/3)	14
Regular Agency Fund		29,272,000.00	5,222,825.30	6,511,882.97	6,761,043.99	0.00	18,495,752.26	17,552,648.08	0.00	17,552,648.08	(10,776,247.74)		-37%
Non-Revenue Collections/Other Receipts		29,272,000.00	5,222,825.30	6,511,882.97	6,761,043.99	0.00	18,495,752.26	17,552,648.08	0.00	17,552,648.08	(10,776,247.74)		-37%
Cash Revenue		29,272,000.00	5,046,530.42	5,207,251.46	6,274,442.24	0.00	16,528,224.12	16,435,000.58	0.00	16,435,000.58	(12,743,775.88)		-44%
Non-Tax		29,272,000.00	5,046,530.42	5,207,251.46	6,274,442.24	0.00	16,528,224.12	16,435,000.58	0.00	16,435,000.58	(12,743,775.88)		-44%
Other Service Income	4020199099	23,048,000.00	5,022,578.56	4,927,833.11	5,655,337.10	0.00	15,605,748.77	15,512,525.23	0.00	15,512,525.23	(7,442,251.23)		-32%
Seminar/Training Fees	4020204000	2,664,000.00	15,000.00	262,400.00	600,160.00	0.00	877,560.00	877,560.00	0.00	877,560.00	(1,786,440.00)		-67%
Rent/Lease Income	4020205000	3,550,000.00	499.56	17,018.35	10,522.08	0.00	28,039.99	28,039.99	0.00	28,039.99	(3,521,960.01)		-99%
Income from Printing and Publication	4020215000	10,000.00	0.00	0.00	280.00	0.00	280.00	280.00	0.00	280.00	(9,720.00)		-97%
Interest on NG Deposits	4020221001	0.00	10.30	0.00	13.06	0.00	23.36	23.36	0.00	23.36	23.36		0%
Miscellaneous Income	4060999000	0.00	8,442.00	0.00	8,130.00	0.00	16,572.00	16,572.00	0.00	16,572.00	16,572.00		0%
Cash Receipts		0.00	176,294.88	60,910.21	74,658.76	0.00	311,863.85	310,513.85	0.00	310,513.85	311,863.85		0%
Others		0.00	176,294.88	60,910.21	74,658.76	0.00	311,863.85	310,513.85	0.00	310,513.85	311,863.85		0%
Accounts Receivable	1030101000	0.00	123,019.08	51,957.72	22,302.50	0.00	197,279.30	197,279.30	0.00	197,279.30	197,279.30		0%
Other Receivables	1030599000	0.00	0.00	0.00	794.76	0.00	794.76	794.76	0.00	794.76	794.76		0%
Advances for Special Disbursing Officer	1990103000	0.00	1,750.80	3,232.25	15,471.50	0.00	20,454.55	20,454.55	0.00	20,454.55	20,454.55		0%
Advances to Officers and Employees	1990104000	0.00	750.00	2,870.24	7,580.00	0.00	11,200.24	11,200.24	0.00	11,200.24	11,200.24		0%
Deposits on Letter of Credit	1990301000	0.00	475.00	0.00	0.00	0.00	475.00	475.00	0.00	475.00	475.00		0%
Other Unearned Revenue	2050299000	0.00	50,300.00	2,850.00	28,510.00	0.00	81,660.00	80,310.00	0.00	80,310.00	81,660.00		0%
Non-Cash Receipts		0.00	0.00	1,243,721.30	411,942.99	0.00	1,655,664.29	807,133.65	0.00	807,133.65	1,655,664.29		0%
Collections effected through outright deductions from claims		0.00	0.00	1,243,721.30	411,942.99	0.00	1,655,664.29	807,133.65	0.00	807,133.65	1,655,664.29		0%
Receivables - Disallowances/Charges	1030501000	0.00	0.00	405,868.72	401,264.93	0.00	807,133.65	807,133.65	0.00	807,133.65	807,133.65		0%
Other Receivables	1030599000	0.00	0.00	97,472.02	0.00	0.00	97,472.02	0.00	0.00	0.00	97,472.02		0%
Fines and Penalties - Business Income	4020223000	0.00	0.00	740,380.56	10,678.06	0.00	751,058.62	0.00	0.00	0.00	751,058.62		0%
TOTAL		29,272,000.00	5,222,825.30	6,511,882.97	6,761,043.99	0.00	18,495,752.26	17,552,648.08	0.00	17,552,648.08	(10,776,247.74)		-37%

Certified Correct:

 JOHNNY C. QUINGCO
 Accountant
 Date: 10/7/22 11:33 PM

Certified Correct:

 AGNES F. PEDRAZA
 Budget Officer
 Date: 10/7/22 11:33 PM

Recommending Approval:

 AUREA T. MOTAS
 Director, FMS
 Date: 10/7/22 11:35 PM


Approved By:

 ROBERT O. BIZON
 Executive Director
 Date: 10/7/22 11:37 PM




QUARTERLY REPORT OF REVENUE AND OTHER RECEIPTS
As at the Quarter Ending September 30, 2022

Department : Department of Science and Technology (DOST)
 Agency : Metals Industry Research and Development Center
 Operating Unit : < not applicable >
 Organization Code (UACS) : 19 007 0000000
 Fund Cluster : 07 - Trust Receipts

Classification/Sources of Revenue and Other Receipts	UACS CODE	REVENUE TARGET (Annual) per BESF	Actual Revenue and Other Receipts Collections					Cumulative Remittance/Deposits to Date			Variance		Remarks
			1st Quarter Ending March 31	2nd Quarter Ending June 30	3rd Quarter Ending Sept. 30	4th Quarter Ending Dec. 31	Total	Remittance to BTr	Deposited with AGDB	TOTAL	Amount	%	
1	2	3	4	5	6	7	8=[(6+(-)7)-8+9]	9	10	11=(9+10)	12=(8-3)	13=(12/3)	14
Trust Receipts		0.00	21,643,310.69	3,858,308.89	28,348,674.51	0.00	53,850,294.09	53,682,710.05	68,160.00	53,750,870.05	53,850,294.09	0%	
Inter-Agency Transferred Funds (IATF) Deposited with the National Treasury		0.00	21,588,166.84	2,914,056.55	27,950,834.92	0.00	52,453,058.31	52,453,058.31	0.00	52,453,058.31	52,453,058.31	0%	
Due to NGAs		0.00	21,588,166.84	2,914,056.55	27,950,834.92	0.00	52,453,058.31	52,453,058.31	0.00	52,453,058.31	52,453,058.31	0%	
Other Trust Receipts Deposited with the National Treasury		0.00	50,118.85	886,997.34	391,959.59	0.00	1,329,075.78	1,229,651.74	0.00	1,229,651.74	1,329,075.78	0%	
Refund of Advances to Officers and Employees		0.00	36,139.97	42,731.82	14,751.58	0.00	93,623.37	93,623.37	0.00	93,623.37	93,623.37	0%	
Refund of Advances to Special Disbursing Officer		0.00	6,106.76	8,000.00	64,684.34	0.00	78,791.10	78,791.10	0.00	78,791.10	78,791.10	0%	
Due from Officers and Employees		0.00	1,122.12	0.00	0.00	0.00	1,122.12	1,122.12	0.00	1,122.12	1,122.12	0%	
Trust Liabilities		0.00	6,750.00	2,000.00	200,416.00	0.00	209,166.00	209,166.00	0.00	209,166.00	209,166.00	0%	
Fines and Penalties		0.00	0.00	834,265.52	99,455.27	0.00	933,720.79	834,296.75	0.00	834,296.75	933,720.79	0%	
Refund of Deposit on Letters of Credit		0.00	0.00	0.00	12,652.40	0.00	12,652.40	12,652.40	0.00	12,652.40	12,652.40	0%	
Trust Receipts Deposited with Authorized Government Depository Banks (AGDB)		0.00	5,025.00	57,255.00	5,880.00	0.00	68,160.00	0.00	68,160.00	68,160.00	68,160.00	0%	
Bidding Docs		0.00	5,025.00	57,255.00	5,880.00	0.00	68,160.00	0.00	68,160.00	68,160.00	68,160.00	0%	
TOTAL		0.00	21,643,310.69	3,858,308.89	28,348,674.51	0.00	53,850,294.09	53,682,710.05	68,160.00	53,750,870.05	53,850,294.09	0%	

Certified Correct:

 JOHNNY B. QUINGCO
 Accountant
 Date: 10/7/22 11:33 PM

Certified Correct:

 AGNES F. PEDRAZA
 Budget Officer
 Date: 10/7/22 11:33 PM

Recommending Approval:

 AUREA T. MOTAS
 Director, FMS
 Date: 10/7/22 11:35 PM

Approved By:

 ROBERT O. DIZON
 Executive Director
 Date: 10/7/22 11:37 PM

