

QUARTERLY PHYSICAL REPORT OF OPERATION
As of March 31, 2022



Department of Science and Technology (DOST)

Agency :

< not applicable >

Organization Code (UACS) :


Particulars	UACS CODE	Physical Target (Budget Year)					Physical Accomplishment (Budget Year)					Variance	Remarks
		1st Quarter	2nd Quarter	3rd Quarter	4th Quarter	Total	1st Quarter	2nd Quarter	3rd Quarter	4th Quarter	Total		
1	2	3	4	5	6	7	8	9	10	11	12	13	14
METALS INDUSTRY RESEARCH PROGRAM	310100000000000												
OO : Increased benefits to Filipinos from scientific knowledge and													
Outcome Indicators													
1. Number of partnerships with public and private stakeholders and international organizations		10	8	5	2	25	26				26	16	Target for the 1st quarter is 20 based on the 2022 annual physical plan. 21 carried over in 2021 and 5 new newly identified partners
2. Amount of revenue generated from partnerships		0	70,000	280,000	150,000	Php 500,000	0						Target is Php1M based on the 2022 annual physical plan
Output Indicators													
1. Number of projects completed		0	3	8	4	15	1				1	1	Target for the 1st quarter is one (1) based on the 2022 Annual Physical Plan.
2. Percentage of projects implemented within the approved timeframe		95%	95%	95%	95%	95%	100% (19/19)				100% (19/19)	5	
3. Percentage of projects completed which are published in peer-reviewed journals, presented in national and/or international conferences, and/or with IP filed or approved		12%	12%	12%	12%	12%	38% (44/115)				38% (44/115)	26%	

Particulars	UACS CODE	Physical Target (Budget Year)					Physical Accomplishment (Budget Year)					Variance	Remarks
		1st Quarter	2nd Quarter	3rd Quarter	4th Quarter	Total	1st Quarter	2nd Quarter	3rd Quarter	4th Quarter	Total		
1	2	3	4	5	6	7	8	9	10	11	12	13	14
METALS INDUSTRY TECHNOLOGY TRANSFER PROGRAM	3102000000000000												
OO : Increased benefits to Filipinos from scientific knowledge and													
Outcome Indicator													
1. Percentage of clients that rate the technology transfer as satisfactory or better		0	80%	80%	80%	80%	0				0	0	Target for the first quarter is 80% based on the 2022 annual physical plan. Awaiting for one (1) feedback form
Output Indicators													
1. Number of technologies diffused		2	10	11	2	25	10				10	8	Target for the first quarter is four (4) based on the 2022 annual physical plan. Technologies diffused are Die and Mold Solution Center, Surface Engineering Facility, Retrofitting of Rice Mills for Brown Rice Production / Diverting Chute, Decorticating Machine for Coco-coir, Biolog Equipment, AMCen, Tikog Presser, Abaca Stripper, Pandanus Leaves Slitter - Presser and Analysis and Testing Facilities
2. Number of technologies transferred/commercialized through technology transfer agreement		0	2	3	1	6	1				1	1	Tent System was commercialized on March 9, 2022.. Target for the first quarter is one (1) based on the 2022 annual physical plan.
3. Percentage of requests for technology transfer that have been provided within the required timeframe		0	70%	70%	70%	70%	100%(1/1)				100%	100%	Target for the first quarter is 70% based on the 2022 annual physical plan
METALS INDUSTRY SCIENCE AND TECHNOLOGY SERVICES	3103000000000000												
OO : Increased benefits to Filipinos from scientific knowledge and													
Outcome Indicator													
1. Percentage of customers that rate the technical services rendered as satisfactory or better		95%	95%	95%	95%	95%	100%(292/292)				100% (292/292)	5%	


Particulars	UACS CODE	Physical Target (Budget Year)					Physical Accomplishment (Budget Year)					Variance	Remarks
		1st Quarter	2nd Quarter	3rd Quarter	4th Quarter	Total	1st Quarter	2nd Quarter	3rd Quarter	4th Quarter	Total		
1	2	3	4	5	6	7	8	9	10	11	12	13	14
Output Indicators													
1. Number of technical services rendered		1,075	1,290	1,290	645	4,300	1,194				1,194	119	Target for the first quarter is 871 based on the 2022 annual physical plan
2. Percentage of requests for technical services that have been provided within the required timeframe		95%	95%	95%	95%	95%	/1,194)				99.24% (1,185/1,194)	4.24%	
3. Number of clients benefiting from technical services		425	510	510	255	1,700	737				737	312	Target for the first quarter is 515 based on the 2022 annual physical plan

This report was generated using the Unified Reporting System on 13/04/2022 10:45 ; Status : SUBMITTED


Prepared By:


ANTHONY GREG F. ALONZO, DBA, LPT
 Planning Officer III

In coordination with:


AGNES F. PEDRAZA
 Administrative Officer V

Approved By:


ROBERTO DIZON
 Executive Director, MIRDC

Metals Industry Research and Development Center



10-22-0413-02

Received on: 13/04/22 1:36 pm by: 