



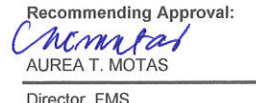
**QUARTERLY REPORT OF REVENUE AND OTHER RECEIPTS**  
**As at the Quarter Ending December 31, 2022**

Department : Department of Science and Technology (DOST)  
 Agency : Metals Industry Research and Development Center  
 Operating Unit : < not applicable >  
 Organization Code (UACS) : 19 007 000000  
 Fund Cluster : 07 - Trust Receipts

Classification/Sources of Revenue and Other Receipts	UACS CODE	REVENUE TARGET (Annual) per BESF	Actual Revenue and Other Receipts Collections					Cumulative Remittance/Deposits to Date			Variance		Remarks
			1st Quarter Ending March 31	2nd Quarter Ending June 30	3rd Quarter Ending Sept. 30	4th Quarter Ending Dec. 31	Total	Remittance to BTr	Deposited with AGDB	TOTAL	Amount	%	
1	2	3	4	5	6	7	8=[(6+(-)7)-8+9]	9	10	11=(9+10)	12=(8-3)	13=(12/3)	14
Trust Receipts		0.00	21,643,310.69	3,858,308.89	28,348,674.51	7,500,486.18	61,350,780.27	61,243,706.71	100,915.00	61,344,621.71	61,350,780.27	0 %	
Inter-Agency Transferred Funds (IATF) Deposited with the National Treasury		0.00	21,588,166.84	2,914,056.55	27,950,834.92	6,218,633.90	58,671,692.21	58,671,692.21	0.00	58,671,692.21	58,671,692.21	0 %	
Due to NGAs		0.00	21,588,166.84	2,914,056.55	27,950,834.92	6,218,633.90	58,671,692.21	58,671,692.21	0.00	58,671,692.21	58,671,692.21	0 %	
Other Trust Receipts Deposited with the National Treasury		0.00	50,118.85	886,997.34	391,959.59	1,249,097.28	2,578,173.06	2,572,014.50	0.00	2,572,014.50	2,578,173.06	0 %	
Due from Officers and Employees		0.00	1,122.12	0.00	0.00	0.00	1,122.12	1,122.12	0.00	1,122.12	1,122.12	0 %	
Fines and Penalties		0.00	0.00	834,265.52	99,455.27	1,159,587.11	2,093,307.90	2,087,149.34	0.00	2,087,149.34	2,093,307.90	0 %	
Refund of Advances to Officers and Employees		0.00	36,139.97	42,731.82	14,751.58	56,931.11	150,554.48	150,554.48	0.00	150,554.48	150,554.48	0 %	
Refund of Advances to Special Disbursing Officer		0.00	6,106.76	8,000.00	64,684.34	32,579.06	111,370.16	111,370.16	0.00	111,370.16	111,370.16	0 %	
Refund of Deposit on Letters of Credit		0.00	0.00	0.00	12,652.40	0.00	12,652.40	12,652.40	0.00	12,652.40	12,652.40	0 %	
Trust Liabilities		0.00	6,750.00	2,000.00	200,416.00	0.00	209,166.00	209,166.00	0.00	209,166.00	209,166.00	0 %	
Trust Receipts Deposited with Authorized Government Depository Banks (AGDB)		0.00	5,025.00	57,255.00	5,880.00	32,755.00	100,915.00	0.00	100,915.00	100,915.00	100,915.00	0 %	
Bidding Docs		0.00	5,025.00	57,255.00	5,880.00	32,755.00	100,915.00	0.00	100,915.00	100,915.00	100,915.00	0 %	
<b>TOTAL</b>		0.00	21,643,310.69	3,858,308.89	28,348,674.51	7,500,486.18	61,350,780.27	61,243,706.71	100,915.00	61,344,621.71	61,350,780.27	0 %	

Certified Correct:  
  
 JOHNNY G. QUINGCO  
 Accountant  
 Date: 01/20/23 16:01 PM

Certified Correct:  
  
 AGNES F. PEDRAZA  
 Budget Officer  
 Date: 1/20/23 4:21 PM

Recommending Approval:  
  
 AUREA T. MOTAS  
 Director, FMS  
 Date: 1/20/23 4:25 PM

Approved By:  
  
 ROBERT O. DIZON  
 Executive Director  
 Date: 1/20/23 4:29 PM

