

STATEMENT OF APPROPRIATIONS, ALLOTMENTS, OBLIGATIONS, DISBURSEMENTS AND BALANCES
As at the Quarter Ending June 30, 2023

Department : Department of Science and Technology (DOST)
 Agency/Entity : Metals Industry Research and Development Center
 Operating Unit : < not applicable >
 Organization Code (UACS) : 19 007 0000000
 Fund Cluster : 01 - Regular Agency Fund


	Current Year Appropriations
	Supplemental Appropriations
X	Continuing Appropriations


(e.g. UACS Fund Cluster: 01-Regular Agency Fund, 02-Foreign Assisted Projects Fund, 03-Special Account-Locally Funded/Domestic Grants Fund, and 04-Special Account-Foreign Assisted/Foreign Grants Fund)


Particulars	UACS CODE	Appropriations		Allotments		Current Year Obligations					Current Year Disbursements				Balances								
		Authorized Appropriations	Adjustments (Transfer To/From, Realignment)	Adjusted Appropriations	Allotments Received	Adjustments (Withdrawal, Realignment)	Transfer To	Transfer From	Adjusted Total Allotments	1st Quarter Ending March 31	2nd Quarter Ending June 30	3rd Quarter Ending September 30	4th Quarter Ending December 31	Total	1st Quarter Ending March 31	2nd Quarter Ending June 30	3rd Quarter Ending September 30	4th Quarter Ending December 31	Total	Unreleased Appropriations	Unobligated Allotments	Unpaid Obligations (15-20)-(23+24)	
		3	4	5=(3+4)	6	7	8	9	10=[(8)-(7)+6]	11	12	13	14	15=(11+12+13+14)	16	17	18	19	20=(16+17+18+19)	21=(5-10)	22=(10-15)	23	24
I. Continuing Appropriations		354,654.56	0.00	354,654.56	354,654.56	0.00	0.00	0.00	354,654.56	352,227.88	0.00	0.00	0.00	352,227.88	128,198.00	224,029.88	0.00	0.00	352,227.88	0.00	2,426.68	0.00	0.00
I. Agency Specific Budget		354,654.56	0.00	354,654.56	354,654.56	0.00	0.00	0.00	354,654.56	352,227.88	0.00	0.00	0.00	352,227.88	128,198.00	224,029.88	0.00	0.00	352,227.88	0.00	2,426.68	0.00	0.00
Operations	3000000000000000	354,654.56	0.00	354,654.56	354,654.56	0.00	0.00	0.00	354,654.56	352,227.88	0.00	0.00	0.00	352,227.88	128,198.00	224,029.88	0.00	0.00	352,227.88	0.00	2,426.68	0.00	0.00
OO : Increased benefits to Filipinos from scientific knowledge and technologies in cutting-edge metals and engineering innovations		354,654.56	0.00	354,654.56	354,654.56	0.00	0.00	0.00	354,654.56	352,227.88	0.00	0.00	0.00	352,227.88	128,198.00	224,029.88	0.00	0.00	352,227.88	0.00	2,426.68	0.00	0.00
METALS INDUSTRY RESEARCH PROGRAM		354,654.56	0.00	354,654.56	354,654.56	0.00	0.00	0.00	354,654.56	352,227.88	0.00	0.00	0.00	352,227.88	128,198.00	224,029.88	0.00	0.00	352,227.88	0.00	2,426.68	0.00	0.00
Locally-Funded Project(s)		354,654.56	0.00	354,654.56	354,654.56	0.00	0.00	0.00	354,654.56	352,227.88	0.00	0.00	0.00	352,227.88	128,198.00	224,029.88	0.00	0.00	352,227.88	0.00	2,426.68	0.00	0.00
Repair of perimeter fence (90,000 square meters)	310100200005000	200,304.88	0.00	200,304.88	200,304.88	0.00	0.00	0.00	200,304.88	200,304.88	0.00	0.00	0.00	200,304.88	128,198.00	224,029.88	0.00	0.00	352,227.88	0.00	2,426.68	0.00	0.00
CO		200,304.88	0.00	200,304.88	200,304.88	0.00	0.00	0.00	200,304.88	200,304.88	0.00	0.00	0.00	200,304.88	0.00	200,304.88	0.00	0.00	200,304.88	0.00	0.00	0.00	0.00
Upgrading of MIRDC Laboratory and Administration Building	310100200008000	21,626.47	0.00	21,626.47	21,626.47	0.00	0.00	0.00	21,626.47	19,225.00	0.00	0.00	0.00	19,225.00	0.00	19,225.00	0.00	0.00	19,225.00	0.00	2,401.47	0.00	0.00
CO		21,626.47	0.00	21,626.47	21,626.47	0.00	0.00	0.00	21,626.47	19,225.00	0.00	0.00	0.00	19,225.00	0.00	19,225.00	0.00	0.00	19,225.00	0.00	2,401.47	0.00	0.00
Advancement of Information and Communication Technology (ICT) and Implementation of Information Security Management System (ISMS) in MIRDC-AIM	310100200014000	132,723.21	0.00	132,723.21	132,723.21	0.00	0.00	0.00	132,723.21	132,698.00	0.00	0.00	0.00	132,698.00	128,198.00	4,500.00	0.00	0.00	132,698.00	0.00	25.21	0.00	0.00
MOOE		132,723.21	0.00	132,723.21	132,723.21	0.00	0.00	0.00	132,723.21	132,698.00	0.00	0.00	0.00	132,698.00	128,198.00	4,500.00	0.00	0.00	132,698.00	0.00	25.21	0.00	0.00
Sub-Total, Operations		354,654.56	0.00	354,654.56	354,654.56	0.00	0.00	0.00	354,654.56	352,227.88	0.00	0.00	0.00	352,227.88	128,198.00	224,029.88	0.00	0.00	352,227.88	0.00	2,426.68	0.00	0.00
PS		0.00	0.00	0.00	0.00	0.00	0.00	0.00	0.00	0.00	0.00	0.00	0.00	0.00	0.00	0.00	0.00	0.00	0.00	0.00	0.00	0.00	0.00
MOOE		132,723.21	0.00	132,723.21	132,723.21	0.00	0.00	0.00	132,723.21	132,698.00	0.00	0.00	0.00	132,698.00	128,198.00	4,500.00	0.00	0.00	132,698.00	0.00	25.21	0.00	0.00
FinEx (if Applicable)		0.00	0.00	0.00	0.00	0.00	0.00	0.00	0.00	0.00	0.00	0.00	0.00	0.00	0.00	0.00	0.00	0.00	0.00	0.00	0.00	0.00	0.00
CO		221,931.35	0.00	221,931.35	221,931.35	0.00	0.00	0.00	221,931.35	219,529.88	0.00	0.00	0.00	219,529.88	0.00	219,529.88	0.00	0.00	219,529.88	0.00	2,401.47	0.00	0.00
Sub-Total, I. Agency Specific Budget		354,654.56	0.00	354,654.56	354,654.56	0.00	0.00	0.00	354,654.56	352,227.88	0.00	0.00	0.00	352,227.88	128,198.00	224,029.88	0.00	0.00	352,227.88	0.00	2,426.68	0.00	0.00
PS		0.00	0.00	0.00	0.00	0.00	0.00	0.00	0.00	0.00	0.00	0.00	0.00	0.00	0.00	0.00	0.00	0.00	0.00	0.00	0.00	0.00	0.00
MOOE		132,723.21	0.00	132,723.21	132,723.21	0.00	0.00	0.00	132,723.21	132,698.00	0.00	0.00	0.00	132,698.00	128,198.00	4,500.00	0.00	0.00	132,698.00	0.00	25.21	0.00	0.00
FinEx (if Applicable)		0.00	0.00	0.00	0.00	0.00	0.00	0.00	0.00	0.00	0.00	0.00	0.00	0.00	0.00	0.00	0.00	0.00	0.00	0.00	0.00	0.00	0.00
CO		221,931.35	0.00	221,931.35	221,931.35	0.00	0.00	0.00	221,931.35	219,529.88	0.00	0.00	0.00	219,529.88	0.00	219,529.88	0.00	0.00	219,529.88	0.00	2,401.47	0.00	0.00
GRAND TOTAL		354,654.56	0.00	354,654.56	354,654.56	0.00	0.00	0.00	354,654.56	352,227.88	0.00	0.00	0.00	352,227.88	128,198.00	224,029.88	0.00	0.00	352,227.88	0.00	2,426.68	0.00	0.00
PS		0.00	0.00	0.00	0.00	0.00	0.00	0.00	0.00	0.00	0.00	0.00	0.00	0.00	0.00	0.00	0.00	0.00	0.00	0.00	0.00	0.00	0.00
MOOE		132,723.21	0.00	132,723.21	132,723.21	0.00	0.00	0.00	132,723.21	132,698.00	0.00	0.00	0.00	132,698.00	128,198.00	4,500.00	0.00	0.00	132,698.00	0.00	25.21	0.00	0.00
FinEx (if Applicable)		0.00	0.00	0.00	0.00	0.00	0.00	0.00	0.00	0.00	0.00	0.00	0.00	0.00	0.00	0.00	0.00	0.00	0.00	0.00	0.00	0.00	0.00
CO		221,931.35	0.00	221,931.35	221,931.35	0.00	0.00	0.00	221,931.35	219,529.88	0.00	0.00	0.00	219,529.88	0.00	219,529.88	0.00	0.00	219,529.88	0.00	2,401.47	0.00	0.00

Certified Correct:

AGNES F. PEDRAZA
Budget Officer
Date: July 17, 2023 10:13 AM

Certified Correct:

JOHNNY G. QUINGCO
Accountant
Date: July 17, 2023 10:13 AM

Recommending Approval By:

AUREA T. MOTAS
Director, FMS
Date: July 17, 2023 10:32 AM

Approved By:

ROBERT O. LUZON
Executive Director
Date: July 17, 2023 10:39 AM

