




QUARTERLY REPORT OF REVENUE AND OTHER RECEIPTS
As at the Quarter Ending June 30, 2024


Department : Department of Science and Technology (DOST)
 Agency/Entity : Metals Industry Research and Development Center
 Operating Unit : < not applicable >
 Organization Code (UACS) : 19 007 0000000
 Fund Cluster : 01 - Regular Agency Fund

Classification/Sources of Revenue and Other Receipts	UACS CODE	REVENUE TARGET (Annual) per BESF	Actual Revenue and Other Receipts Collections					Cumulative Remittance/Deposits to Date			Variance		Remarks
			1st Quarter Ending March 31	2nd Quarter Ending June 30	3rd Quarter Ending September 30	4th Quarter Ending December 31	Total	Remittance to BTr	Deposited with AGDB	Total	Amount	%	
1	2	3	4	5	6	7	8=(4+5+6+7)	9	10	11=(9+10)	12=(8-3)	13=(12/3)	14
Regular Agency Fund		27,500,000.00	7,514,187.21	8,024,879.50	0.00	0.00	15,539,066.71	15,299,560.62	50.45	15,299,611.07	(11,960,933.29)		-43 %
Non-Revenue Collections/Other Receipts		27,500,000.00	7,514,187.21	8,024,879.50	0.00	0.00	15,539,066.71	15,299,560.62	50.45	15,299,611.07	(11,960,933.29)		-43 %
Cash Revenue		27,500,000.00	7,098,444.51	7,962,645.80	0.00	0.00	15,061,090.31	14,836,424.27	50.45	14,836,474.72	(12,438,909.69)		-45 %
Non-Tax		27,500,000.00	7,098,444.51	7,962,645.80	0.00	0.00	15,061,090.31	14,836,424.27	50.45	14,836,474.72	(12,438,909.69)		-45 %
Other Service Income	4020199099	26,050,000.00	6,407,889.65	6,962,207.79	0.00	0.00	13,370,097.44	13,152,181.85	0.00	13,152,181.85	(12,679,902.56)		-49 %
Seminar/Training Fees	4020204000	1,400,000.00	544,050.00	866,300.00	0.00	0.00	1,410,350.00	1,403,650.00	0.00	1,403,650.00	10,350.00		1 %
Rent/Lease Income	4020205000	50,000.00	19,601.00	113,795.14	0.00	0.00	133,396.14	133,396.14	0.00	133,396.14	83,396.14		167 %
Income from Printing and Publication	4020215000	0.00	0.00	5,160.00	0.00	0.00	5,160.00	5,160.00	0.00	5,160.00	5,160.00		0 %
Interest on NG Deposits	4020221001	0.00	38.07	12.38	0.00	0.00	50.45	0.00	50.45	50.45	50.45		0 %
Miscellaneous Income	4060999000	0.00	126,865.79	15,170.49	0.00	0.00	142,036.28	142,036.28	0.00	142,036.28	142,036.28		0 %
Cash Receipts		0.00	404,753.25	62,233.65	0.00	0.00	466,986.90	452,146.90	0.00	452,146.90	466,986.90		0 %
Others		0.00	404,753.25	62,233.65	0.00	0.00	466,986.90	452,146.90	0.00	452,146.90	466,986.90		0 %
Accounts Receivable	1030101000	0.00	319,000.00	8,350.00	0.00	0.00	327,350.00	327,350.00	0.00	327,350.00	327,350.00		0 %
Operating Lease Receivable	1030201000	0.00	57,423.00	0.00	0.00	0.00	57,423.00	57,423.00	0.00	57,423.00	57,423.00		0 %
Advances for Special Disbursing Officer	1990103000	0.00	43.25	13,014.26	0.00	0.00	13,057.51	13,057.51	0.00	13,057.51	13,057.51		0 %
Advances to Officers and Employees	1990104000	0.00	30.00	13,818.93	0.00	0.00	13,848.93	13,848.93	0.00	13,848.93	13,848.93		0 %
Deposits on Letter of Credit	1990301000	0.00	0.00	594.99	0.00	0.00	594.99	594.99	0.00	594.99	594.99		0 %
Other Unearned Revenue	2050299000	0.00	28,257.00	26,455.47	0.00	0.00	54,712.47	39,872.47	0.00	39,872.47	54,712.47		0 %
Non-Cash Receipts		0.00	10,989.45	0.05	0.00	0.00	10,989.50	10,989.45	0.00	10,989.45	10,989.50		0 %
Collections effected through outright deductions from claims		0.00	10,989.45	0.05	0.00	0.00	10,989.50	10,989.45	0.00	10,989.45	10,989.50		0 %
Receivables - Disallowances/Charges	1030501000	0.00	10,989.45	0.05	0.00	0.00	10,989.50	10,989.45	0.00	10,989.45	10,989.50		0 %
GRAND TOTAL		27,500,000.00	7,514,187.21	8,024,879.50	0.00	0.00	15,539,066.71	15,299,560.62	50.45	15,299,611.07	(11,960,933.29)		-43 %

Certified Correct:

 JOHNNY B. QUINGCO
 Accountant
 Date: July 17, 2024 01:26 PM

Certified Correct:

 AGNES F. PEDRAZA
 Budget Officer
 Date: July 17, 2024 01:26 PM

Recommending Approval By:

 AUREA T. MOTAS
 Director, FMS
 Date: July 17, 2024 01:30 PM

Approved By:

 ROBERT O. DIZON
 Executive Director
 Date: July 17, 2024 01:33 PM

