

STATEMENT OF ALLOTMENTS, OBLIGATIONS AND BALANCES
As of August 31, 2024

DEPARTMENT: DEPARTMENT OF SCIENCE AND TECHNOLOGY
AGENCY/IOU: Metals Industry Research and Development Center

P/A/P OBJECT OF EXPENDITURES	Allot Class	UACS	APPROPRIATIONS	ALLOTMENT RECEIVED (2)	Obligations		Unobligated Balance of Allotment (5)=(2)-(4)	
					August (3)	To Date (4)		
I. AGENCY SPECIFIC BUDGET								
A. General Administration and Support Service								
I. Programs								
A. General Management and Supervision (100000100001000)								
PERSONNEL SERVICES								
Salaries and Wages								
Salaries and Wages - Regular	100	50101010 01	30,996,000.00	30,996,000.00	3,672,210.36	22,103,514.57	8,892,485.43	
Salaries and Wages - Contractual		50101020 00	2,788,000.00	2,788,000.00	181,933.00	1,096,840.00	1,691,160.00	
Sub-Total, Salaries and Wages			33,784,000.00	33,784,000.00	3,854,143.36	23,200,354.57	10,583,645.43	
Other Compensation								
PERA - Civilian	100	50102010 01	1,536,000.00	1,536,000.00	139,807.57	1,170,995.06	365,004.94	
Representation Allowance		50102020 00	372,000.00	372,000.00	41,000.00	318,000.00	54,000.00	
Transportation Allowance		50102030 01	372,000.00	372,000.00	38,045.45	290,931.77	81,068.23	
Clothing/Uniform Allowance - Civilian		50102040 01	384,000.00	384,000.00	-	469,000.00	85,000.00	
Honoraria - Civilian		50102100 01	96,000.00	96,000.00	-	24,750.00	71,250.00	
Bonus - Civilian		50102140 01	2,583,000.00	2,583,000.00	-	-	2,583,000.00	
Overtime Pay		50102130 01	-	-	1,209.89	6,149.63	6,149.63	
Cash Gift - Civilian		50102150 01	320,000.00	320,000.00	-	-	320,000.00	
Productivity Enhancement Incentive - Civilian		50102990 12	320,000.00	320,000.00	-	-	320,000.00	
Collective Negotiation Agreement Incentive - Civilian		50102990 11	-	-	-	-	-	
Mid-Year Bonus - Civilian		50102990 36	2,583,000.00	2,583,000.00	131,858.00	2,919,015.00	336,015.00	
Anniversary Bonus - Civilian		50102990 38	-	-	-	-	-	
Pag-IBIG Contributions		50103020 01	77,000.00	77,000.00	14,000.00	103,800.00	26,800.00	
PhilHealth Contributions		50103030 01	659,000.00	659,000.00	67,384.16	532,884.55	126,115.45	
Employees Compensation Insurance Premiums		50103040 01	77,000.00	77,000.00	7,100.00	55,649.96	21,350.04	
Loyalty Award - Civilian		50104990 15	70,000.00	70,000.00	5,000.00	20,000.00	50,000.00	
Other Personnel Benefits		50104990 99	-	-	21,250.00	170,000.00	170,000.00	
Administration Personal Benefits								
Terminal Leave Benefits - Civilian		50104030 01	584,000.00	584,000.00	102,938.81	2,857,632.31	2,273,693.50	
Sub-Total, Salaries and Wages			10,033,000.00	10,033,000.00	569,593.88	8,938,808.28	1,094,191.72	
Total Salaries and Other Compensation			43,817,000.00	43,817,000.00	4,423,737.24	32,139,162.85	11,677,837.15	
Magna Carta Benefits RA 8439								
Subsistence Allowance	100	50102050 02	8,888,000.00	8,888,000.00	584,175.00	3,743,055.00	5,144,945.00	
Laundry Allowance		50102060 03	1,422,000.00	1,422,000.00	98,204.58	661,522.62	760,477.38	
Hazard Pay		50102110 04	69,004,000.00	69,004,000.00	2,804,610.28	15,353,239.80	53,650,760.20	
Longevity Pay		50102130 01	9,348,000.00	9,348,000.00	684,566.23	5,322,931.85	4,025,068.15	
Sub-Total, Magna Carta Benefits			88,662,000.00	88,662,000.00	4,171,556.09	25,080,749.27	63,581,250.73	
TOTAL PERSONNEL SERVICES			132,479,000.00	132,479,000.00	8,595,293.33	57,219,912.12	75,259,087.88	
MAINTENANCE AND OTHER OPERATING EXPENSES								
Travelling Expenses - Local	200	50201010 00	220,000.00	220,000.00	6,184.00	372,888.92	152,888.92	
Travelling Expenses - Foreign		50201020 00	100,000.00	100,000.00	-	-	100,000.00	
Training Expenses		50202010 00	500,000.00	500,000.00	9,769.75	87,062.11	412,937.89	
Office Supplies Expense		50203010 00	459,000.00	459,000.00	-	84,897.57	374,102.43	
Accountable Forms Expenses		50203020 00	15,000.00	15,000.00	-	7,000.00	8,000.00	
Drugs & Medicines Expenses		50203070 00	50,000.00	50,000.00	-	7,604.97	42,395.03	
Fuel, Oil and Lubricants Expenses		50203090 00	500,000.00	500,000.00	40,866.00	191,216.31	308,783.69	
Semi-Expendable Communication Equipment		50203210 07	-	-	-	3,600.00	3,600.00	
Semi-Expendable Other Machineries and Equipment		50203210 99	-	-	-	30,000.00	30,000.00	
Semi-Expendable Furniture, Fixtures, Books		50203220 01	-	-	-	4,600.00	4,600.00	
Other Supplies and Materials		50203990 00	-	-	-	12,090.00	12,090.00	
Water Expenses		50204010 00	1,500,000.00	1,500,000.00	94,793.09	897,781.56	602,218.44	
Electricity Expenses		50204020 00	7,335,000.00	7,335,000.00	70,890.67	1,391,088.63	5,943,911.37	
Postage and Courier Services		50205010 00	50,000.00	50,000.00	-	5,000.00	45,000.00	
Mobile		50205020 01	-	-	10,696.00	78,287.00	78,287.00	
Landline		50205020 02	580,000.00	580,000.00	29,729.48	274,811.57	305,188.43	
Extraordinary & Miscellaneous Expenses		50210030 00	136,000.00	136,000.00	-	38,207.65	97,792.35	
Legal Services		50211010 00	40,000.00	40,000.00	-	2,810.00	37,190.00	
Auditing Services		50211020 00	50,000.00	50,000.00	-	9,413.92	40,586.08	
Consultancy Services		50211030 01	240,000.00	240,000.00	201,450.00	201,450.00	38,550.00	
Other Professional Services		50211990 00	1,000,000.00	1,000,000.00	56,109.00	494,569.64	505,430.36	
Janitorial services		50212020 00	2,752,000.00	2,752,000.00	197,830.80	1,584,016.62	1,167,983.38	
Security Services		50212030 00	4,410,000.00	4,410,000.00	303,810.49	2,469,211.70	1,940,788.30	
Other General Services		50212990 01	10,000.00	10,000.00	-	-	10,000.00	
Repairs & Maint. - Bldgs & Other Struct.		50213040 01	900,000.00	900,000.00	-	180,792.98	719,207.02	
Repairs & Maint. - Office Equipment		50213040 02	-	-	-	13,900.00	13,900.00	
Repairs & Maint. - Other Machinery & Eqpt.		50213050 99	-	-	-	15,860.00	15,860.00	
Repairs & Maint. - Transportation Eqpt.		50213060 01	420,000.00	420,000.00	9,175.00	49,303.00	370,697.00	
Taxes, Duties & Licenses		50215010 01	-	-	-	23,918.75	23,918.75	
Fidelity Bond Premium		50215020 00	150,000.00	150,000.00	-	151,875.00	1,875.00	
Insurance Expenses		50215030 00	5,000,000.00	5,000,000.00	-	4,058,911.87	941,088.13	
Advertising Expenses-Ads & Promos		50299010 00	20,000.00	20,000.00	-	-	20,000.00	
Representation Expenses	50299030 00	250,000.00	250,000.00	-	165,916.50	84,083.50		
Other MOOE	50299990 02	200,000.00	200,000.00	22,000.00	564,024.67	364,024.67		
TOTAL MAINTENANCE AND OTHER OPERATING EXPENSES			26,887,000.00	26,887,000.00	1,053,304.28	13,472,110.94	13,414,889.06	
TOTAL CAPITAL OUTLAY			-	-	-	-	-	
TOTAL GENERAL MANAGEMENT AND SUPERVISION (100000100001000)			159,366,000.00	159,366,000.00	9,648,597.61	70,692,023.06	88,673,976.94	
C. Operations								
III.a. Metals Industry Research Program								
Prototype and process development through metalcasting, metalworking and surface engineering processes								
PERSONNEL SERVICES								
Salaries and Wages								
Salaries and Wages - Regular	100	50101010 01	33,097,000.00	33,097,000.00	3,953,330.49	23,465,430.03	9,631,569.97	
Sub-Total, Salaries and Wages			33,097,000.00	33,097,000.00	3,953,330.49	23,465,430.03	9,631,569.97	
Other Compensation								
PERA - Civilian	100	50102010 01	1,824,000.00	1,824,000.00	157,284.85	1,169,680.10	654,319.90	
Representation Allowance		50102020 00	120,000.00	120,000.00	12,000.00	94,000.00	26,000.00	
Transportation Allowance		50102030 01	120,000.00	120,000.00	10,909.09	86,318.16	33,681.84	
Clothing/Uniform Allowance - Civilian		50102040 01	456,000.00	456,000.00	-	532,000.00	76,000.00	
Productivity Enhancement Incentive - Civilian		50102990 12	380,000.00	380,000.00	-	-	380,000.00	
Bonus - Civilian		50102140 01	2,758,000.00	2,758,000.00	-	-	2,758,000.00	
Cash Gift - Civilian		50102150 01	380,000.00	380,000.00	-	-	380,000.00	
Collective Negotiation Agreement Incentive - Civilian		50102990 11	-	-	-	-	-	
Mid-Year Bonus - Civilian		50102990 36	2,758,000.00	2,758,000.00	134,512.00	2,910,078.00	152,078.00	
Pag-IBIG Contributions		50103020 01	91,000.00	91,000.00	15,600.00	113,500.00	22,500.00	
PhilHealth Contributions		50103030 01	745,000.00	745,000.00	72,153.70	549,918.02	195,081.98	
Employees Compensation Insurance Premiums		50103040 01	91,000.00	91,000.00	7,900.00	60,650.00	30,350.00	
Loyalty Award - Civilian		50104990 15	20,000.00	20,000.00	5,000.00	15,000.00	5,000.00	
Sub-Total, Other Compensation			9,743,000.00	9,743,000.00	415,359.64	5,531,144.28	4,211,855.72	
Total Salaries and Other Compensation			42,840,000.00	42,840,000.00	4,368,690.13	28,996,574.31	13,843,425.69	
TOTAL PERSONNEL SERVICES			42,840,000.00	42,840,000.00	4,368,690.13	28,996,574.31	13,843,425.69	

STATEMENT OF ALLOTMENTS, OBLIGATIONS AND BALANCES
As of August 31, 2024

DEPARTMENT: DEPARTMENT OF SCIENCE AND TECHNOLOGY
AGENCY/IOU: Metals Industry Research and Development Center

P/A/P OBJECT OF EXPENDITURES	Allot Class	UACS	APPROPRIATIONS	ALLOTMENT RECEIVED (2)	Obligations		Unobligated Balance of Allotment (5)=(2)-(4)
					August (3)	To Date (4)	
MAINTENANCE AND OTHER OPERATING EXPENSES	200						
Travelling Expenses - Local		50201010 00	188,000.00	188,000.00	500.00	345,160.88	157,160.88
Travelling Expenses - Foreign		50201020 00	250,000.00	250,000.00	12,195.88	12,195.88	237,804.12
Office Supplies Expense		50203010 00	142,000.00	142,000.00	-	156,373.21	14,373.21
Medical,Dental and Lab. Supplies		50203080 00	4,419,000.00	4,419,000.00	110,427.20	870,859.33	3,548,140.67
Fuel, Oil and Lubricants Expenses		50203090 00	-	-	-	15,450.00	15,450.00
Semi-Expendable Communication Equipment		50203210 07	-	-	5,200.00	5,200.00	5,200.00
Semi-Expendable Technical and Scientific Equipment		50203210 13	-	-	-	14,000.00	14,000.00
Semi-Expendable Other Machineries and Equipment		50203210 99	-	-	3,750.00	80,672.28	80,672.28
Semi-Expendable Furniture, Fixtures, Books		50203220 00	-	-	-	9,000.00	9,000.00
Other Supplies and Materials Expense		50203990 00	-	-	3,712.00	75,237.81	75,237.81
Electricity Expenses		50204020 00	7,495,000.00	7,495,000.00	305,251.46	4,479,533.74	3,015,466.26
Postage and Courier Services		50205100 00	-	-	-	379.00	379.00
Landline		50205020 02	90,000.00	90,000.00	-	900.00	90,000.00
Legal Services		50211010 00	-	-	-	900.00	900.00
Other Professional Services		50211990 00	650,000.00	650,000.00	58,209.68	466,865.60	183,134.40
Janitorial Services		50212020 00	-	-	24,732.53	195,552.45	195,552.45
Security Services		50212030 00	500,000.00	500,000.00	106,506.07	795,470.93	295,470.93
Repairs & Maint. - Bldgs & Other Struct.		50213040 01	700,000.00	700,000.00	139,104.00	803,180.95	103,180.95
Repairs & Maint. - Technical & Scientific Eqpt		50213050 14	850,000.00	850,000.00	33,600.00	746,462.40	103,537.60
Repairs & Maint. - Other Machinery & Eqpt.		50213050 99	-	-	-	6,640.00	6,640.00
Fidelity Bond Premium		50215020 00	-	-	-	3,000.00	3,000.00
Printing and Publication Expenses		50299020 00	-	-	-	5,630.00	5,630.00
Transportation and Delivery Expenses		50299040 00	-	-	-	5,414.75	5,414.75
Representation Expense		50299030 00	-	-	-	924.35	924.35
Other MOOE		50299990 99	-	-	-	-	-
TOTAL MAINTENANCE AND OTHER OPERATING EXPENSES			15,284,000.00	15,284,000.00	803,188.82	9,094,103.56	6,189,896.44
b. Operations and Management of Mold Technology Support Center (MTSC)							
MAINTENANCE AND OTHER OPERATING EXP.	200						
Travelling Expenses - Local		50201010 00	-	-	-	62,423.57	62,423.57
Training Expenses		50202010 00	-	-	8,640.00	79,795.00	79,795.00
Office Supplies Expenses		50203010 00	-	-	15,374.00	95,784.20	95,784.20
Semi-Expendable Machinery and Equipment - ICT Equip.		50203210 03	-	-	145,800.00	233,950.00	233,950.00
Semi-Expendable Machinery and Equipment - Comm. Equip.		50203210 07	-	-	7,600.00	7,600.00	7,600.00
Semi-Expendable Machinery and Equipment - Other Machineries		50203210 99	-	-	226,255.06	414,378.46	414,378.46
Semi-Expendable Machinery and Equipment - Furniture & Fixture		50203220 01	-	-	82,300.00	82,300.00	82,300.00
Other Supplies and Materials Expenses		50203990 00	-	-	76,000.00	468,889.00	468,889.00
Water Expenses		50204010 00	-	-	7,611.34	31,637.57	31,637.57
Electricity Expenses		50204020 00	-	-	62,439.73	391,560.63	391,560.63
Other Professional Services		50211990 00	-	-	162,173.95	1,338,600.35	1,338,600.35
Security Services		50212030 00	-	-	71,777.93	425,976.59	425,976.59
Repairs and Maintenance -Building		50213040 01	-	-	-	459,887.40	459,887.40
Representation Expenses		50299030 00	-	-	5,060.00	7,830.00	7,830.00
Rent Expenses - Building		50299050 01	-	-	-	579,255.01	579,255.01
Other MOOE		50299990 99	11,432,000.00	11,432,000.00	39,096.40	52,115.54	11,379,884.46
Subtotal, Maintenance and Other Operating Expense			11,432,000.00	11,432,000.00	910,128.41	4,731,983.32	6,700,016.68
IIID. Projects (Locally Funded Projects)							
a. Advancement of Information and Communication Technology (ICT) and Implementation of Information Security Management System (ISMS) in MIRDC (AIM)							
MAINTENANCE AND OTHER OPERATING EXP.	200						
Travel Expenses - Local		50201010 00	-	-	-	12,100.00	12,100.00
ICT Training Expenses		50202010 01	-	-	-	-	-
Office Supplies Expenses		50203010 00	-	-	-	2,255.00	2,255.00
Semi-Expendable Machinery and Equipment - Comm. Equip.		50203210 02	-	-	-	-	-
Semi-Expendable Machinery and Equipment - ICT Equip.		50203210 03	-	-	12,025.00	411,535.00	411,535.00
Other Professional Services		50211990 00	3,000,000.00	3,000,000.00	237,026.39	1,775,335.73	1,224,664.27
Repairs and Maintenance - ICT Equipment		50213050 03	500,000.00	500,000.00	-	13,700.00	486,300.00
Rent/Lease Expense		50299050 03	-	-	-	-	-
Internet Subscription Expenses		50205030 00	-	-	-	521,180.00	521,180.00
Printing and Publication Expenses		50299020 00	-	-	-	800.00	800.00
ICT Software Subscription Expenses		50299070 00	2,198,000.00	2,198,000.00	-	1,209,850.81	988,149.19
Subtotal, Maintenance and Other Operating Expense			5,698,000.00	5,698,000.00	249,051.39	3,946,756.54	1,751,243.46
CAPITAL OUTLAY	300						
ICT Equipment		50604050 03	5,000,000.00	5,000,000.00	-	4,582,192.03	417,807.97
Subtotal, Capital Outlay			5,000,000.00	5,000,000.00	-	4,582,192.03	417,807.97
b.Retrofitting and Renovation of Steel Building							
CAPITAL OUTLAY	300						
Buildings		5060404001	12,000,000.00	12,000,000.00	3,027,528.40	12,000,000.00	-
Subtotal, Capital Outlay			12,000,000.00	12,000,000.00	3,027,528.40	12,000,000.00	-
TOTAL III. PROJECTS (LOCALLY FUNDED-PROJECTS)			22,698,000.00	22,698,000.00	3,276,579.79	20,528,948.57	2,169,051.43
TOTAL METALS INDUSTRY RESEARCH PROGRAM			92,254,000.00	92,254,000.00	9,358,587.15	63,351,609.76	28,902,390.24
IIIB. Metals Industry Technology Transfer Program							
Technical assistance and technology transfer through consultancy, training and information awareness program							
PERSONNEL SERVICES							
Salaries and Wages	100						
Salaries and Wages - Regular		50101010 01	15,061,000.00	15,061,000.00	1,781,240.04	10,452,113.25	4,608,886.75
Sub-Total, Salaries and Wages			15,061,000.00	15,061,000.00	1,781,240.04	10,452,113.25	4,608,886.75
Other Compensation	100						
PERA - Civilian		50102010 01	720,000.00	720,000.00	64,454.54	481,181.81	238,818.19
Representation Allowance		50102020 00	80,000.00	80,000.00	6,000.00	47,000.00	13,000.00
Transportation Allowance		50102030 01	60,000.00	60,000.00	5,727.27	41,636.34	18,363.66
Clothing/Uniform Allowance - Civilian		50102040 01	180,000.00	180,000.00	-	196,000.00	16,000.00
Productivity Enhancement Incentive - Civilian		50102990 12	150,000.00	150,000.00	-	-	150,000.00
Bonus - Civilian		50102140 01	1,255,000.00	1,255,000.00	-	-	1,255,000.00
Cash Gift - Civilian		50102150 01	150,000.00	150,000.00	-	-	150,000.00
Collective Negotiation Agreement Incentive - Civilian		50102990 11	-	-	-	-	-
Mid-Year Bonus - Civilian		50102990 36	1,255,000.00	1,255,000.00	59,639.00	1,274,280.00	19,280.00
Pag-IBIG Contributions		50103020 01	36,000.00	36,000.00	6,400.00	45,800.00	9,800.00
PhilHealth Contributions		50103030 01	339,000.00	339,000.00	32,671.69	253,670.29	85,329.71
Employees Compensation Insurance Premiums		50103040 01	36,000.00	36,000.00	3,300.00	24,550.00	11,450.00
Loyalty Award - Civilian		50104990 15	35,000.00	35,000.00	5,000.00	15,000.00	20,000.00
Sub-Total, Other Compensation			4,276,000.00	4,276,000.00	183,192.50	2,379,118.44	1,896,881.56
Total Salaries and Other Compensation			19,337,000.00	19,337,000.00	1,964,432.54	12,831,231.69	6,505,768.31
TOTAL PERSONNEL SERVICES			19,337,000.00	19,337,000.00	1,964,432.54	12,831,231.69	6,505,768.31
MAINTENANCE AND OTHER OPERATING EXPENSES	200						
Travelling Expenses - Local		50201010 00	1,100,000.00	1,100,000.00	26,400.00	365,749.60	734,250.40
Training Expenses		50202010 00	400,000.00	400,000.00	46,630.00	363,392.00	36,608.00
Office Supplies Expense		50203010 00	300,000.00	300,000.00	-	36,244.46	263,755.54
Medical,Dental and Lab. Supplies		50203080 00	-	-	-	-	-
Other Supplies and Materials Expenses		50203990 00	550,000.00	550,000.00	-	200,810.75	349,189.25
Electricity Expenses		50204020 00	400,000.00	400,000.00	-	400,000.00	-
Postage and Courier Services		50205010 00	54,000.00	54,000.00	162.00	3,491.00	50,509.00
Landline		50205020 02	84,000.00	84,000.00	1,915.57	13,656.40	70,343.60
Legal Services		50211010 00	20,000.00	20,000.00	-	1,250.00	18,750.00
Other Professional Services		50211990 00	330,000.00	330,000.00	23,693.00	174,118.35	155,881.65
Repairs & Maint. - Other Machinery & Eqpt.		50213050 99	70,000.00	70,000.00	-	10,045.00	59,955.00
Fidelity Bond Premium		50215020 00	-	-	-	5,253.75	5,253.75
Advertising Expenses-Ads & Promos		50299010 00	20,000.00	20,000.00	-	20,000.00	-
Printing and Publication Expenses		50299020 00	200,000.00	200,000.00	-	54,800.00	145,200.00
Transportation and Delivery Expenses		50299040 00	40,000.00	40,000.00	-	40,000.00	-
Representation Expense		50299030 00	-	-	908.00	260,767.00	260,767.00
Rent/Lease Expense - Equipment		50299050 04	80,000.00	80,000.00	-	80,000.00	20,000.00
Subscription expenses		50299070 00	50,000.00	50,000.00	-	4,389.00	45,611.00
Other MOOE		50299990 99	-	-	-	190,000.00	190,000.00
TOTAL MAINTENANCE AND OTHER OPERATING EXPENSES			3,698,000.00	3,698,000.00	99,708.57	2,143,967.31	1,554,032.69
TOTAL METALS INDUSTRY TECHNOLOGY TRANSFER PROGRAM			23,035,000.00	23,035,000.00	2,064,141.11	14,975,199.00	8,059,801.00

STATEMENT OF ALLOTMENTS, OBLIGATIONS AND BALANCES
As of August 31, 2024




DEPARTMENT: DEPARTMENT OF SCIENCE AND TECHNOLOGY
AGENCY/IOU: Metals Industry Research and Development Center

PIA/P OBJECT OF EXPENDITURES	Allot Class	UACS	APPROPRIATIONS	ALLOTMENT RECEIVED (2)	Obligations		Unobligated Balance of Allotment (5)=(2)-(4)	
					August (3)	To Date (4)		
IIC. Metals Industry Science and Technology Services Program								
Testing, analysis and calibration services								
PERSONNEL SERVICES								
Salaries and Wages								
Salaries and Wages - Regular	100	50101010 01	15,926,000.00	15,926,000.00	1,632,031.34	10,258,049.68	5,667,950.32	
Sub-Total, Salaries and Wages			15,926,000.00	15,926,000.00	1,632,031.34	10,258,049.68	5,667,950.32	
Other Compensation								
PERA - Civilian	100	50102010 01	864,000.00	864,000.00	64,000.00	524,636.36	339,363.64	
Representation Allowance		50102020 00	60,000.00	60,000.00		36,500.00	23,500.00	
Transportation Allowance		50102030 01	60,000.00	60,000.00		32,250.00	27,750.00	
Clothing/Uniform Allowance - Civilian		50102040 01	216,000.00	216,000.00		231,000.00	15,000.00	
Productivity Enhancement Incentive - Civilian		50102990 12	180,000.00	180,000.00		-	180,000.00	
Bonus - Civilian		50102140 01	1,327,000.00	1,327,000.00		-	1,327,000.00	
Overtime Pay		50102130 01				-	-	
Cash Gift - Civilian		50102150 01	180,000.00	180,000.00		-	180,000.00	
Collective Negotiation Agreement Incentive - Civilian		50102990 11				-	-	
Mid-Year Bonus - Civilian		50102990 36	1,327,000.00	1,327,000.00	59,487.00	1,243,005.12	83,994.88	
Anniversary Bonus - Civilian		50102990 38				-	-	
Pag-IBIG Contributions		50103020 01	43,000.00	43,000.00	6,800.00	51,700.00	8,700.00	
PhilHealth Contributions		50103030 01	358,000.00	358,000.00	30,584.53	253,603.71	104,396.29	
Employees Compensation Insurance Premiums		50103040 01	43,000.00	43,000.00	3,400.00	27,600.00	15,400.00	
Loyalty Award - Civilian		50104990 15	20,000.00	20,000.00	10,000.00	10,000.00	10,000.00	
Sub-Total, Other Compensation			4,678,000.00	4,678,000.00	174,271.53	2,410,295.19	2,267,704.81	
Total Salaries and Other Compensation			20,604,000.00	20,604,000.00	1,806,302.87	12,668,344.87	7,935,655.13	
TOTAL PERSONNEL SERVICES			20,604,000.00	20,604,000.00	1,806,302.87	12,668,344.87	7,935,655.13	
MAINTENANCE AND OTHER OPERATING EXPENSES								
Travelling Expenses - Local	200	50201010 00	300,000.00	300,000.00		168,100.00	131,900.00	
Office Supplies Expense		50203010 00	120,000.00	120,000.00	41,775.00	172,420.79	52,420.79	
Medical,Dental and Lab. Supplies		50203080 00	1,581,000.00	1,581,000.00	10,200.00	480,218.32	1,100,781.68	
Postage and Courier Services		50205010 00	10,000.00	10,000.00		-	10,000.00	
Landline		50205020 02	40,000.00	40,000.00		300.00	39,700.00	
Legal Services		50211010 00	5,000.00	5,000.00		3,232.00	1,768.00	
Other Professional Services		50211990 00	200,000.00	200,000.00		153,614.22	46,385.78	
Repairs & Maint. - Technical & Scientific Eqpt		50213050 14	2,185,000.00	2,185,000.00		495,968.00	1,689,032.00	
Taxes, Duties & Licenses		50215010 01	50,000.00	50,000.00	974.40	78,100.98	28,100.98	
Transportation and Delivery Expenses		50299040 00	100,000.00	100,000.00		36,469.92	63,530.08	
Membership dues & Cont.to Org.		50299060 00	10,000.00	10,000.00		-	10,000.00	
TOTAL MAINTENANCE AND OTHER OPERATING EXPENSES			4,601,000.00	4,601,000.00	52,949.40	1,588,424.23	3,012,575.77	
TOTAL METALS INDUSTRY SCIENCE AND TECHNOLOGY SERVICES PROGRAM			25,205,000.00	25,205,000.00	1,859,252.27	14,256,769.10	10,948,230.90	
TOTAL II. ACTIVITIES (A+B+C)			299,860,000.00	299,860,000.00	22,930,578.14	163,275,600.92	136,584,399.08	
TOTAL AGENCY SPECIFIC BUDGET (General Administrative and Support Services + Operation)			299,860,000.00	299,860,000.00	22,930,578.14	163,275,600.92	136,584,399.08	
II. AUTOMATIC APPROPRIATIONS								
Retirement and Life Insurance Premiums								
A. General Administration and Support Service	100	50103010 00	3,720,000.00	3,720,000.00	342,300.24	2,660,205.20	1,059,794.80	
B. Support to Operation								
C. Operations			7,690,000.00	7,690,000.00	643,803.15	5,067,416.84	2,622,583.16	
Total Retirement and Life Insurance Premiums			11,410,000.00	11,410,000.00	986,103.39	7,727,622.04	3,682,377.96	
Customs Duties and Taxes, including tax expenditures								
A. General Administration and Support Service	200	50215010 01	9,131,506.00	9,131,506.00		9,131,506.00		
Total Custom Duties and Taxes			9,131,506.00	9,131,506.00		9,131,506.00		
Total Automatic Appropriations			20,541,506.00	20,541,506.00	986,103.39	16,859,128.04	3,682,377.96	
III. SPECIAL PURPOSE FUND								
Performance Based Bonus-Civilian								
A. General Administration and Support Service	100	50102990 14	5,117,867.00	5,117,867.00		5,117,866.27	0.73	
Total Performance Based Bonus			5,117,867.00	5,117,867.00		5,117,866.27	0.73	
TOTAL CURRENT APPROPRIATIONS			325,519,373.00	325,519,373.00	23,916,681.53	185,252,595.23	140,266,777.77	
V. CONTINUING APPROPRIATIONS								
C. Operations								
Metals Research Industry Program								
A. Advancement of Information and Communication Technology (ICT) and Implementation of Information Security Management System (ISMS) in MIRDC (AIM)								
MAINTENANCE AND OTHER OPERATING EXPENSES								
Office Supplies Expenses	200	50203010 00	7,793.91	7,793.91		-	7,793.91	
Semi-Expendable Machinery and Equip. - ICT Equipment		50203210 03	165,500.00	165,500.00		156,464.12	9,035.88	
SUBTOTAL MAINTENANCE AND OTHER OPERATING EXPENSES			173,293.91	173,293.91		156,464.12	16,829.79	
B. Operations and Management of Mold Technology Support Center (MTSC)								
MAINTENANCE AND OTHER OPERATING EXPENSES								
Travel Expenses - Local	200	50201010 00	0.00			1,562.00	1,562.00	
Office Supplies Expenses		50203010 01	122,397.00	122,397.00	476.00	107,863.75	14,533.25	
Fuel, Oil, Lubricants Expense		50203090 00	19,500.00	19,500.00		72,350.00	52,850.00	
Semi-Expendable Machinery and Equip. - Office Equipment		50203210 02	500,328.00	500,328.00		6,230.00	494,098.00	
Semi-Expendable Machinery and Equip. - ICT Equipment		50203210 03	4,000.00	4,000.00		54,100.00	50,100.00	
Semi-Expendable Machinery and Equip. - Communication Expense		50203210 07				2,970.00	2,970.00	
Semi-Expendable Machinery and Equip. - Other M&E		50203210 99	33,942.00	33,942.00		45,934.00	11,992.00	
Semi-Expendable Machinery and Equip. - Furniture and Fixture		50203220 00				22,000.00	22,000.00	
Other Supplies and Materials		50203990 00	610,833.00	610,833.00	5,370.00	273,602.25	337,230.75	
Mobile Expenses		50205020 01				1,200.00	1,200.00	
Legal Expenses		50211010 00				1,100.00	1,100.00	
Repairs and Maintenance- ICT Equipment		50213050 03				5,800.00	5,800.00	
Taxes, Duties and Licenses		50215010 01				7,113.52	7,113.52	
Insurance Expense		50215030 00	505,760.44	505,760.44		579,255.01	73,494.57	
Printing and Publications Expense		50299020 00				7,550.00	7,550.00	
Representation Expense		50299030 00				171,859.00	171,859.00	
Transportation and Delivery Expense		50299040 00				5,550.00	5,550.00	
Rent Expense		50299050 01	2,500,000.00	2,500,000.00		2,500,030.00	30.00	
ICT Software Subscription Expense		50299070 00				351,600.00	351,600.00	
Other MOOE		50299990 02	12,044.70	12,044.70	10,000.00	10,000.00	2,044.70	
SUBTOTAL MAINTENANCE AND OTHER OPERATING EXPENSES			4,308,805.14	4,308,805.14	15,846.00	4,227,669.53	81,135.61	
TOTAL MAINTENANCE AND OTHER OPERATING EXPENSES			4,482,099.05	4,482,099.05	15,846.00	4,384,133.65	97,965.40	
I.B. Upgrading of MIRDC Laboratory & Adm. Bldg.								
CAPITAL OUTLAY								
Buildings	300	50604040 01	16,789.94	16,789.94		-	16,789.94	
I.C. Repair of Perimeter Fence								
CAPITAL OUTLAY								
Buildings	300	50604040 01	45,611.65	45,611.65		-	45,611.65	
TOTAL CAPITAL OUTLAY			62,401.59	62,401.59		-	62,401.59	
TOTAL II. Locally Funded Projects			4,544,500.64	4,544,500.64	15,846.00	4,384,133.65	160,366.99	
TOTAL CONTINUING APPROPRIATIONS (Programs, Activities, Projects)			4,544,500.64	4,544,500.64	15,846.00	4,384,133.65	160,366.99	
GRAND TOTAL (I+II+III)			330,063,873.64	330,063,873.64	23,932,527.53	189,636,728.88	140,427,144.76	
Recapitulation:								
Current Year Appropriations			APPROPRIATIONS	ALLOTMENT	OBLIGATIONS		BALANCE	
A. Personnel Services			100	231,787,867.00	231,787,867.00	17,720,822.26	124,561,551.30	107,226,315.70
B. Maintenance and Other Operating Expenses			200	76,731,506.00	76,731,506.00	3,168,330.87	44,108,851.90	32,622,654.10
C. Capital Outlay			300	17,000,000.00	17,000,000.00	3,027,528.40	16,582,192.03	417,807.97
Subtotal				325,519,373.00	325,519,373.00	23,916,681.53	185,252,595.23	140,266,777.77

STATEMENT OF ALLOTMENTS, OBLIGATIONS AND BALANCES
As of August 31, 2024

DEPARTMENT: DEPARTMENT OF SCIENCE AND TECHNOLOGY
AGENCY/IOU: Metals Industry Research and Development Center

PIA/P OBJECT OF EXPENDITURES	Allot Class	UACS	APPROPRIATIONS	ALLOTMENT RECEIVED (2)	Obligations		Unobligated Balance of Allotment (5)=(2)-(4)
					August (3)	To Date (4)	
Continuing Appropriations			APPROPRIATIONS	ALLOTMENT		TO DATE	BALANCE
A. Personnel Services	100		-	-	-	-	-
B. Maintenance and Other Operating Expenses	200		4,482,099.05	4,482,099.05	15,846.00	4,384,133.65	97,965.40
C. Capital Outlay	300		62,401.59	62,401.59	-	-	62,401.59
Subtotal			4,544,500.64	4,544,500.64	15,846.00	4,384,133.65	160,366.99
GRAND TOTAL			330,063,873.64	330,063,873.64	23,932,527.53	189,636,728.88	140,427,144.76

Prepared By:  AGNES F. PEDRAZA Budget Officer	Certified Correct:  JOHNNY G. QUINGCO Accountant IV	Noted By:  ROBERT O. DIZON Executive Director
---	--	---

