

FY 2024 FINANCIAL PLAN
(In Thousand Pesos)

Department : Department of Science and Technology (DOST)
Agency/Entity : Metals Industry Research and Development Center
Operating Unit : < not applicable >
Organization Code (UACS) : 19 007 0000000


Particulars	UACS CODE	Current Year's Obligation			Budget Year Obligation Program											
		Actual Jan.1 - Sept.30	Estimate Oct.1 - Dec.31	Total 5=3+4	Total 6=11+16	GAAO (ANNEX A)					FOR ISSUANCE OF GARO / SARO					
						Quarter 1	Quarter 2	Quarter 3	Quarter 4	Sub Total	Quarter 1	Quarter 2	Quarter 3	Quarter 4	Sub Total	
1	2	3	4	5=3+4	6=11+16	7	8	9	10	11=7+8+9+10	12	13	14	15	16=12+13+14+15	
I. Budget Year / Appropriations		159,103	87,692	246,795	291,860	63,268	79,888	65,625	83,279	291,860	0	0	0	0	0	
General Administration and Support	1000000000000000	68,294	36,834	105,128	159,366	31,798	41,200	38,273	48,095	159,366	0	0	0	0	0	
General Management and Supervision	1000001000010000	67,805	36,834	104,639	158,782	31,652	41,054	38,127	47,949	158,782	0	0	0	0	0	
PS		57,882	30,932	88,814	131,895	24,816	34,391	31,426	41,262	131,895	0	0	0	0	0	
MOOE		9,923	5,902	15,825	26,887	6,836	6,663	6,701	6,687	26,887	0	0	0	0	0	
Administration of Personnel Benefits	1000001000020000	489	0	489	584	146	146	146	146	584	0	0	0	0	0	
PS		489	0	489	584	146	146	146	146	584	0	0	0	0	0	
Operations	3000000000000000	90,809	50,858	141,667	132,494	31,470	38,488	27,352	35,184	132,494	0	0	0	0	0	
METALS INDUSTRY RESEARCH PROGRAM	3101000000000000	57,956	36,814	94,770	84,254	19,050	24,820	17,759	22,625	84,254	0	0	0	0	0	
Prototype and process development through metalcasting, metalworking and surface engineering processes	3101001000010000	38,651	19,091	57,742	55,124	13,063	15,202	11,604	15,255	55,124	0	0	0	0	0	
PS		30,374	15,301	45,675	42,840	9,026	12,240	9,026	12,548	42,840	0	0	0	0	0	
MOOE		8,277	3,790	12,067	12,284	4,037	2,962	2,578	2,707	12,284	0	0	0	0	0	
Operation and Management of the Mold Technology Support Center (MTSC)	3101001000020000	0	0	0	11,432	1,608	4,108	1,608	4,108	11,432	0	0	0	0	0	
MOOE		0	0	0	11,432	1,608	4,108	1,608	4,108	11,432	0	0	0	0	0	
Project(s)		19,305	17,723	37,028	17,698	4,379	5,510	4,547	3,262	17,698	0	0	0	0	0	
Locally-Funded Project(s)		19,305	17,723	37,028	17,698	4,379	5,510	4,547	3,262	17,698	0	0	0	0	0	
Repair of perimeter fence (90,000 square meters)	3101002000050000	4,804	3,196	8,000	0	0	0	0	0	0	0	0	0	0	0	
CO		4,804	3,196	8,000	0	0	0	0	0	0	0	0	0	0	0	
Upgrading of MIRDC Laboratory and Administration Building	3101002000080000	8,961	3,039	12,000	0	0	0	0	0	0	0	0	0	0	0	
CO		8,961	3,039	12,000	0	0	0	0	0	0	0	0	0	0	0	
Advancement of Information and Communication Technology (ICT) and Implementation of Information Security Management System (ISMS) in MIRDC-(AIM)	3101002000140000	4,360	1,237	5,597	5,698	2,279	1,715	972	732	5,698	0	0	0	0	0	
MOOE		4,360	1,237	5,597	5,698	2,279	1,715	972	732	5,698	0	0	0	0	0	
Operation and Management of the Mold Technology Support Center (MTSC)	3101002000150000	1,180	10,251	11,431	0	0	0	0	0	0	0	0	0	0	0	
MOOE		1,180	10,251	11,431	0	0	0	0	0	0	0	0	0	0	0	
Retrofitting and Renovation of Steel Building	3101002000170000	0	0	0	12,000	2,100	3,795	3,575	2,530	12,000	0	0	0	0	0	


Department : Department of Science and Technology (DOST)
Agency/Entity : Metals Industry Research and Development Center
Operating Unit : < not applicable >
Organization Code (UACS) : 19 007 0000000

Particulars	UACS CODE	Current Year's Obligation			Budget Year Obligation Program											
		Actual Jan.1 - Sept.30	Estimate Oct.1 - Dec.31	Total 5=3+4	Total 6=11+16	GAAAO (ANNEX A)					FOR ISSUANCE OF GARO / SARO					
						Quarter 1	Quarter 2	Quarter 3	Quarter 4	Sub Total 11=7+8+9+10	Quarter 1	Quarter 2	Quarter 3	Quarter 4	Sub Total 16=12+13+14+15	
1	2	3	4	5=3+4	6=11+16	7	8	9	10	11=7+8+9+10	12	13	14	15	16=12+13+14+15	
CO		0	0	0	12,000	2,100	3,795	3,575	2,530	12,000	0	0	0	0	0	
METALS INDUSTRY TECHNOLOGY TRANSFER PROGRAM	3102000000000000	15,589	5,879	21,468	23,035	5,002	6,603	4,994	6,436	23,035	0	0	0	0	0	
Technical assistance and technology transfer through consultancy, training and information awareness program	310200100001000	15,589	5,879	21,468	23,035	5,002	6,603	4,994	6,436	23,035	0	0	0	0	0	
PS		13,699	4,136	17,835	19,337	4,076	5,521	4,086	5,654	19,337	0	0	0	0	0	
MOOE		1,890	1,743	3,633	3,698	926	1,082	908	782	3,698	0	0	0	0	0	
METALS INDUSTRY SCIENCE AND TECHNOLOGY SERVICES PROGRAM	3103000000000000	17,264	8,165	25,429	25,205	7,418	7,065	4,599	6,123	25,205	0	0	0	0	0	
Testing, analysis and calibration services	310300100001000	17,264	8,165	25,429	25,205	7,418	7,065	4,599	6,123	25,205	0	0	0	0	0	
PS		14,432	6,477	20,909	20,604	4,338	5,885	4,342	6,039	20,604	0	0	0	0	0	
MOOE		2,832	1,688	4,520	4,601	3,080	1,180	257	84	4,601	0	0	0	0	0	
II. Automatic Appropriations		8,971	2,791	11,762	11,410	0	0	0	0	0	2,850	2,851	2,853	2,856	11,410	
Retirement and Life Insurance Premiums		2,913	835	3,748	3,720	0	0	0	0	0	930	930	930	930	3,720	
General Administration and Support	1000000000000000	2,913	835	3,748	3,720	0	0	0	0	0	930	930	930	930	3,720	
General Management and Supervision	100000100001000	2,913	835	3,748	3,720	0	0	0	0	0	930	930	930	930	3,720	
PS		2,913	835	3,748	3,720	0	0	0	0	0	930	930	930	930	3,720	
Customs duties and taxes, including tax expenditures		295	0	295	0	0	0	0	0	0	0	0	0	0	0	
General Administration and Support	1000000000000000	295	0	295	0	0	0	0	0	0	0	0	0	0	0	
General Management and Supervision	100000100001000	295	0	295	0	0	0	0	0	0	0	0	0	0	0	
MOOE		295	0	295	0	0	0	0	0	0	0	0	0	0	0	
Retirement and Life Insurance Premiums		5,763	1,956	7,719	7,690	0	0	0	0	0	1,920	1,921	1,923	1,926	7,690	
Operations	3000000000000000	5,763	1,956	7,719	7,690	0	0	0	0	0	1,920	1,921	1,923	1,926	7,690	
METALS INDUSTRY RESEARCH PROGRAM	3101000000000000	2,973	1,138	4,111	3,972	0	0	0	0	0	993	993	993	993	3,972	
Prototype and process development through metalcasting, metalworking and surface engineering processes	310100100001000	2,973	1,138	4,111	3,972	0	0	0	0	0	993	993	993	993	3,972	
PS		2,973	1,138	4,111	3,972	0	0	0	0	0	993	993	993	993	3,972	
METALS INDUSTRY TECHNOLOGY TRANSFER PROGRAM	3102000000000000	1,344	324	1,668	1,807	0	0	0	0	0	450	451	453	453	1,807	
Technical assistance and technology transfer through consultancy, training and information awareness program	310200100001000	1,344	324	1,668	1,807	0	0	0	0	0	450	451	453	453	1,807	
PS		1,344	324	1,668	1,807	0	0	0	0	0	450	451	453	453	1,807	
METALS INDUSTRY SCIENCE AND TECHNOLOGY SERVICES PROGRAM	3103000000000000	1,446	494	1,940	1,911	0	0	0	0	0	477	477	477	480	1,911	
Testing, analysis and calibration services	310300100001000	1,446	494	1,940	1,911	0	0	0	0	0	477	477	477	480	1,911	
PS		1,446	494	1,940	1,911	0	0	0	0	0	477	477	477	480	1,911	

Department : Department of Science and Technology (DOST)
Agency/Entity : Metals Industry Research and Development Center
Operating Unit : < not applicable >
Organization Code (UACS) : 19 007 0000000


Particulars	UACS CODE	Current Year's Obligation				Budget Year Obligation Program										
		Actual Jan.1 - Sept.30	Estimate Oct.1 - Dec.31	Total 5=3+4	Total 6=11+16	GAAO (ANNEX A)					FOR ISSUANCE OF GARO / SARO					
						Quarter 1	Quarter 2	Quarter 3	Quarter 4	Sub Total 11=7+8+9+10	Quarter 1	Quarter 2	Quarter 3	Quarter 4	Sub Total 16=12+13+14+15	
1	2	3	4	5=3+4	6=11+16	7	8	9	10	11=7+8+9+10	12	13	14	15	16=12+13+14+15	
III. Special Purpose Fund		4,690	13	4,703	0	0	0	0	0	0	0	0	0	0	0	0
Miscellaneous Personnel Benefits Fund	4007000000000000	4,690	13	4,703	0	0	0	0	0	0	0	0	0	0	0	0
Performance-Based Bonus	400700000001000	4,690	13	4,703	0	0	0	0	0	0	0	0	0	0	0	0
PS		4,690	13	4,703	0	0	0	0	0	0	0	0	0	0	0	0
TOTAL, Current Year Budget / Appropriations		172,764	90,496	263,260	303,270	63,268	79,688	65,625	83,279	291,860	2,850	2,851	2,853	2,856	11,410	
PS		130,242	59,650	189,892	226,670	42,402	58,183	49,026	65,649	215,260	2,850	2,851	2,853	2,856	11,410	
MOOE		28,757	24,611	53,368	64,600	18,766	17,710	13,024	15,100	64,600	0	0	0	0	0	
FinEx		0	0	0	0	0	0	0	0	0	0	0	0	0	0	
CO		13,765	6,235	20,000	12,000	2,100	3,795	3,575	2,530	12,000	0	0	0	0	0	
Recapitulation by Program		96,572	52,814	149,386	140,184	31,470	38,488	27,352	35,184	132,494	1,920	1,921	1,923	1,926	7,690	
METALS INDUSTRY RESEARCH PROGRAM	3101000000000000	60,929	37,952	98,881	88,226	19,050	24,820	17,759	22,625	84,254	993	993	993	993	3,972	
METALS INDUSTRY TECHNOLOGY TRANSFER PROGRAM	3102000000000000	16,933	6,203	23,136	24,842	5,002	6,603	4,994	6,436	23,035	450	451	453	453	1,807	
METALS INDUSTRY SCIENCE AND TECHNOLOGY SERVICES PROGRAM	3103000000000000	18,710	8,659	27,369	27,116	7,418	7,065	4,599	6,123	25,205	477	477	477	480	1,911	
IV. Continuing Appropriations		19	2	21	0	0	0	0	0	0	0	0	0	0	0	
Operations	3000000000000000	19	2	21	0	0	0	0	0	0	0	0	0	0	0	
METALS INDUSTRY RESEARCH PROGRAM	3101000000000000	19	2	21	0	0	0	0	0	0	0	0	0	0	0	
Project(s)		19	2	21	0	0	0	0	0	0	0	0	0	0	0	
Locally-Funded Project(s)		19	2	21	0	0	0	0	0	0	0	0	0	0	0	
Upgrading of MIRDC Laboratory and Administration Building	310100200008000	19	2	21	0	0	0	0	0	0	0	0	0	0	0	
CO		19	2	21	0	0	0	0	0	0	0	0	0	0	0	

Certified Correct:

 AGNES F. PRORAZA
 Budget Officer
 Date: November 9, 2023 02:11 PM

Certified Correct:

 REA C. CASTRO
 OIC, Planning Officer
 Date: November 9, 2023 02:11 PM

Recommending Approval By:

 AUREA T. MOTAS
 Director, FMS
 Date: November 9, 2023 02:12 PM

Approved By:

 ROBERT O. DIZON
 Executive Director
 Date: November 9, 2023 02:13 PM