


MONTHLY REPORT OF DISBURSEMENTS
For the month of October, 2017





| Department: Department of Science and Technology (DOST) | | | | | | Agency: Metals Industry Research and Development Center | | | | | | Operating Unit: N/A | | | | | | | | | | | | | | | | |
|---|---------------------|--------------|----------|--------------|---------------|---|--------------|----------|------------|---------------|---------------------------------|--------------------------|----------|----|------------------|--------------|-------------------|----|------|----|---------------|--------------|--------------|----------|--------------|------------------|-------|--|
| Organization Code (UACS): 190070000000 | | | | | | Fund Cluster: 01 - Regular Agency Fund | | | | | | Report Status: SUBMITTED | | | | | | | | | | | | | | | | |
| PARTICULARS | CURRENT YEAR BUDGET | | | | | PRIOR YEAR'S ACCOUNTS PAYABLE | | | | | CURRENT YEAR'S ACCOUNTS PAYABLE | | | | | SUB-TOTAL | TRUST LIABILITIES | | | | GRAND TOTAL | | | | | REMARKS | | |
| | PS | MOOE | Fin. Exp | CO | TOTAL | PS | MOOE | Fin. Exp | CO | Sub-Total | PS | MOOE | Fin. Exp | CO | Sub-Total | | TOTAL | PS | MOOE | CO | TOTAL | PS | MOOE | Fin. Exp | CO | | TOTAL | |
| 1 | 2 | 3 | 4 | 5 | 6=(2+3+4+5) | 7 | 8 | 9 | 10 | 11=(7+8+9+10) | 12 | 13 | 14 | 15 | 16=(12+13+14+15) | 17=(11+16) | 18=(6+17) | 19 | 20 | 21 | 22=(19+20+21) | 23 | 24 | 25 | 26 | 27=(23+24+25+26) | 28 | |
| Notice of Cash Allocation (NCA) | 8,605,247.58 | 4,728,769.82 | | 2,346,184.74 | 15,680,202.14 | 15,495.48 | 1,877,947.31 | | 145,921.88 | 2,039,364.67 | | 384,094.35 | | | 384,094.35 | 2,423,459.02 | 18,103,661.16 | | | | | 8,620,743.06 | 6,990,811.48 | | 2,492,106.62 | 18,103,661.16 | | |
| MDS Checks Issued | 2,086,151.31 | 137,291.01 | | | 2,223,442.32 | | 219,187.50 | | 59,906.25 | 279,093.75 | | 100,000.00 | | | 100,000.00 | 379,093.75 | 2,602,536.07 | | | | | 2,086,151.31 | 456,478.51 | | 59,906.25 | 2,602,536.07 | | |
| Advice to Debit Account | 6,519,096.27 | 4,591,478.81 | | 2,346,184.74 | 13,456,759.82 | 15,495.48 | 1,658,759.81 | | 86,015.63 | 1,760,270.92 | | 284,094.35 | | | 284,094.35 | 2,044,365.27 | 15,501,125.09 | | | | | 6,534,591.75 | 6,534,332.97 | | 2,432,200.37 | 15,501,125.09 | | |
| Notice of Transfer of Allocation (NTA) | | | | | | | | | | | | | | | | | | | | | | | | | | | | |
| MDS Checks Issued | | | | | | | | | | | | | | | | | | | | | | | | | | | | |
| Advice to Debit Account | | | | | | | | | | | | | | | | | | | | | | | | | | | | |
| Working Fund (NCA issued to BTr) | | | | | | | | | | | | | | | | | | | | | | | | | | | | |
| Tax Remittance Advices Issued (TRA) | 1,516,067.32 | 236,760.04 | | 114,634.46 | 1,867,461.82 | | 19,806.00 | | 9,728.12 | 29,534.12 | | 23,119.75 | | | 23,119.75 | 52,653.87 | 1,920,115.69 | | | | | 1,516,067.32 | 279,685.79 | | 124,362.58 | 1,920,115.69 | | |
| Cash Disbursement Ceiling (CDC) | | | | | | | | | | | | | | | | | | | | | | | | | | | | |
| Non-Cash Availment Authority (NCAA) | | | | | | | | | | | | | | | | | | | | | | | | | | | | |
| Others (CDT, BTr Docs Stamp, etc.) | | | | | | | | | | | | | | | | | | | | | | | | | | | | |

Summary


| PARTICULARS | PREVIOUS REPORT | CURRENT MONTH | AS OF DATE |
|--|-----------------|---------------|----------------|
| (1) | (2) | (3) | (4) |
| Total Disbursement Authorities Received | | | |
| NCA | 338,874,980.00 | 26,108,000.00 | 364,982,980.00 |
| Working Fund | | | |
| TRA | 19,782,952.18 | 1,920,115.69 | 21,703,067.87 |
| CDC | | | |
| NCAA | | | |
| Others (CDT, BTr Docs Stamp, etc.) | | | |
| Less: Notice of Transfer Allocations (NTA)* issued | | | |
| Total Disbursements Authorities Available | 358,657,932.18 | 28,028,115.69 | 386,686,047.87 |
| Less | | | |
| Lapsed NCA | 142,331,389.75 | | 142,331,389.75 |
| Disbursements | 216,326,541.45 | 20,023,776.85 | 236,350,318.30 |
| Balance of Disbursements Authorities as of to date | .98 | 8,004,338.84 | 8,004,339.82 |
| Total Disbursements Program | 358,657,932.18 | 28,028,115.69 | 386,686,047.87 |
| Less: * Actual Disbursements | 216,326,541.45 | 20,023,776.85 | 236,350,318.30 |
| (Over)/Under spending- | 142,331,390.73 | 8,004,338.84 | 150,335,729.57 |

Certified Correct:


Quingco Johnny
Agency Chief Accountant 

Date: 16/Nov/2017

Approved By:


Dizon, Robert
Head of Agency or Authorized Representative
Date: 16/Nov/2017