



Department: DEPARTMENT OF SCIENCE AND TECHNOLOGY
 Agency/OU : METALS INDUSTRY RESEARCH AND DEVELOPMENT SECTION
 Region/Province/City: NCR

LIST OF AGENCY BUDGET MATRIX/SPECIAL ALLOTMENT RELEASE ORDER/SUB-ALLOTMENT RELEASE ORDER
 As of March 31, 2016


No. (1)	ABM/SARO/SUB-ARO NO. (2)	Date of ABM/Sub-ARO (3)	Fund Source Reg/SPF/etc. (4)	Allotments				Sub-Allotment to Regions/Operating Units				Total Allotments (13)=(8+12)
				PS (5)	MOOE (6)	CO (7)	Total (8)=(5+6+7)	PS (9)	MOOE (10)	CO (11)	Total (12)=(9+10+11)	
A. Allotments Received from DBM												
1	GAA, R.A. No. 10717		Regular Agency Fund	114,660,000	56,366,000	129,076,000	300,102,000					300,102,000
2	GARO No. 580685-0	04/01/2016	FY 2016 Automatic Appropriations	7,368,000			7,368,000					7,368,000
3	BMB-E-16-0001236	02/03/2016	MPBF	4,642,000			4,642,000					4,642,000
4	BMB-E-16-0001256	02/03/2016	FY 2016 Automatic Appropriations	512,000			512,000					512,000
5												
6												
7												
8												
9												
10												
11												
	Sub-Total			127,182,000	56,366,000	129,076,000	312,624,000	-	-	-	-	312,624,000
B. Sub-Allotments received from Central Office/Regional Office												
1												
2												
3												
4												
	Sub-Total											
	Total Allotments			127,182,000	56,366,000	129,076,000	312,624,000	-	-	-	-	312,624,000

Certified Correct:

MARCELA R. CAGALINGAN
 Budget Officer
 Date: _____

Certified Correct:

JOHNNY G. QUINGCO
 Chief Accountant
 Date: _____

Recommending Approval:

AUREA T. MOTAS
 Chief, FAD
 Date: _____

Approved by:

ROBERT O. DIZON
 Executive Director
 Date: _____