


MONTHLY REPORT OF DISBURSEMENTS  
For the month of April 2016


Department / Agency : Department of Science and Technology  
 Agency : Metals Industry Research and Development Center  
 Operating Unit :  
 Organizational Code (UAC) : 19-007-00 00 000  
 Funding Source Code (as clustered) : 01101101 / 01101406 / 01104102 / 01101407 / 01102101 / 07308802


PARTICULARS	CURRENT YEAR BUDGET					PRIOR YEAR'S BUDGET											TRUST LIABILITIES				TOTAL					Remarks		
	PS	MOOE	Fin. Exp.	CO	TOTAL	PRIOR YEAR'S ACCOUNTS PAYABLE					CURRENT YEAR'S ACCOUNTS PAYABLE					TOTAL	SUB-TOTAL	PS	MOOE	CO	TOTAL	PS	MOOE	Fin. Exp.	CO		TOTAL	
						PS	MOOE	Fin. Exp.	CO	Sub-Total	PS	MOOE	Fin. Exp.	CO	Sub-Total													
1	2	3	4	5	6=(2+3+4+5)	7	8	9	10	11=(7+8+9+10)	12	13	14	15	16=(12+13+14+15)	17=(11+16)	18=(6+17)	19	20	21	22=(19+20+21)	23	24	25	26	27=(23+24+25+26)	28	
Notice of Cash Allocation (NCA)																												
MDS Checks Issued	2,225,970.18	167,432.85			2,393,403.03	3.00			66,723.22	66,726.22						66,726.22	2,460,129.25		4,861,815.63	26,397.22	4,888,212.85	2,225,973.18	5,029,248.48		93,120.44	7,348,342.10	*	
Advice to Debit Account	6,798,222.31	4,279,988.00		799,844.66	11,878,054.97		2,513,497.66		7,308,021.44	9,821,519.10				1,810,973.69	1,810,973.69	11,632,492.79	23,510,547.76				6,798,222.31	6,793,485.66		9,916,839.79	23,510,547.76			
Working Fund (NCA Issued to BTr)																												
Tax Remittance Advices Issued (TRA)	1,444,157.76	194,614.25		49,378.91	1,688,150.92		276,732.59		382,167.76	658,900.35				33,097.38	33,097.38	691,997.73	2,380,148.65				1,444,157.76	471,346.84		464,644.05	2,380,148.65			
Cash Disbursement Ceiling (CDC)																												
Noc-Cash Availment Authority (NCAA)																												
Others (CDT, BTr Docs Stamp, etc.)																												
<b>TOTAL</b>	<b>10,468,350.25</b>	<b>4,842,035.10</b>	<b>0.00</b>	<b>849,223.57</b>	<b>15,959,608.92</b>	<b>3.00</b>	<b>2,790,230.25</b>	<b>0.00</b>	<b>7,756,912.42</b>	<b>10,547,145.67</b>	<b>0.00</b>	<b>0.00</b>	<b>0.00</b>	<b>1,844,071.07</b>	<b>1,844,071.07</b>	<b>12,391,216.74</b>	<b>28,350,825.66</b>	<b>0.00</b>	<b>4,861,815.63</b>	<b>26,397.22</b>	<b>4,888,212.85</b>	<b>10,468,353.25</b>	<b>12,294,080.98</b>	<b>0.00</b>	<b>10,476,604.28</b>	<b>33,239,038.51</b>		

<b>SUMMARY:</b>			<u>Previous Report</u>	<u>This month (April 2016)</u>	<u>As of April 30, 2016</u>				<u>Previous Report</u>	<u>This month (April 2016)</u>	<u>As of April 30, 2016</u>
Total Disbursement Authorities Received						Total Disbursement Program			244,037,881.03	30,472,148.65	274,510,029.68
NCA	237,513,519.00			28,092,000.00	265,605,519.00	Less: Actual Disbursements			118,035,459.22	33,239,038.51	151,274,497.73
Working Fund						(Over)/Under Spending			126,002,421.81	(2,766,889.86)	123,235,531.95
TRA	6,524,362.03			2,380,148.65	8,904,510.68						
CDC											
NCAA											
Others (CDT, BTr Docs Stamp, etc.)											
Less: Notice of Transfer Allocations (NTA)* Issued											
<b>Total Disbursements Authorities Available</b>	<b>244,037,881.03</b>			<b>30,472,148.65</b>	<b>274,510,029.68</b>						
Less: Lapsed NCA	543.46				543.46						
Disbursements	118,035,459.22			33,239,038.51	151,274,497.73						
<b>Balance of Disbursements Authorities as of to date</b>	<b>126,002,421.81</b>			<b>(2,766,889.86)</b>	<b>123,234,888.49</b>						

\* Reason of Underspending under Trust Liability: The amount of P 123,233,665.50 will be used for the operating expenses of all TL GIA Projects up to December 31, 2016.

Certified Correct:  
  
 Johny S. Quingco  
 Accountant IV  
 Date: *DM*


Approved By:  
  
 Robert O. Dizon  
 Executive Director  
 Date:




**Metals Industry Research and Development Center  
List of Disbursements Authorities  
For the month of April 2016**

	NUMBER	DATE	AMOUNT
<b>NCA:</b>			
	NCA-BMB-E-16-0000489	January 5, 2016	25,600,000.00
	NCA-BMB-E-16-0003077	March 2, 2016	372,000.00
	NCA-BMB-E-16-0005421	April 5, 2016	2,120,000.00
<b>Sub-Total</b>			<u>28,092,000.00</u>
<b>TRA:</b>			
	0080442016471861	May 6, 2016	184,969.33
	0080442016470428	May 5, 2016	1,693,864.51
	0080442016470305	May 5, 2016	501,314.81
<b>Sub-Total</b>			<u>2,380,148.65</u>
<b>Grand Total</b>			<u><u>30,472,148.65</u></u>

**Certified Correct:**

  
**Johnny G. Quingco**  
Accountant IV *cm*

**Approved By:**

  
**Robert O. Dizon**  
Executive Director

MONTHLY REPORT OF DISBURSEMENTS  
For the month of May 2016

Department / Agency : Department of Science and Technology  
 Agency : Metals Industry Research and Development Center  
 Operating Unit :  
 Organizational Code (UAC) : 19-007-00 00 000  
 Funding Source Code (as clustered) : 01101101 / 01101406 / 01104102 / 01101407 / 01102101 / 07308602

PARTICULARS	CURRENT YEAR BUDGET					PRIOR YEAR'S BUDGET											SUB-TOTAL	TRUST LIABILITIES				TOTAL					Remarks	
	PS	MOOE	Fin. Exp.	CO	TOTAL	PRIOR YEAR'S ACCOUNTS PAYABLE					CURRENT YEAR'S ACCOUNTS PAYABLE					TOTAL		PS	MOOE	CO	TOTAL	PS	MOOE	Fin. Exp.	CO	TOTAL		
						PS	MOOE	Fin. Exp.	CO	Sub-Total	PS	MOOE	Fin. Exp.	CO	Sub-Total													
1	2	3	4	5	6=(2+3+4+5)	7	8	9	10	11=(7+8+9+10)	12	13	14	15	16=(12+13+14+15)	17=(11+16)	18=(6+17)	19	20	21	22=(19+20+21)	23	24	25	26	27=(23+24+25+26)	28	
Notice of Cash Allocation (NCA)																												
MDS Checks Issued	2,010,327.09	130,079.43			2,140,406.52					0.00						0.00	2,140,406.52		952,994.83	952.76	953,947.59	2,010,327.09	1,083,074.26		952.76	3,084,354.11	*	
Advice to Debit Account	12,055,105.80	7,739,033.40		1,040,247.00	20,834,386.20	29,532.10	2,188,176.34		887,395.31	3,105,103.75						3,105,103.75	23,939,489.95		2,710,007.22		2,710,007.22	12,084,637.90	12,637,216.96		1,927,642.31	26,649,497.17		
Working Fund (NCA Issued to BTr)																												
Tax Remittance Advices Issued (TRA)	1,370,764.57	127,596.63		964.28	1,499,325.48		195,795.67		45,161.94	240,957.61						240,957.61	1,740,283.09				1,370,764.57	323,392.30		46,126.22	1,740,283.09			
Cash Disbursement Ceiling (CDC)																												
Noc-Cash Availment Authority (NCAA)																												
Others (CDT, BTr Docs Stamp, etc.)																												
<b>TOTAL</b>	<b>15,436,197.46</b>	<b>7,996,709.46</b>	<b>0.00</b>	<b>1,041,211.28</b>	<b>24,474,118.20</b>	<b>29,532.10</b>	<b>2,383,972.01</b>	<b>0.00</b>	<b>932,557.25</b>	<b>3,346,061.38</b>	<b>0.00</b>	<b>0.00</b>	<b>0.00</b>	<b>0.00</b>	<b>0.00</b>	<b>3,346,061.38</b>	<b>27,820,179.56</b>	<b>0.00</b>	<b>3,663,002.05</b>	<b>952.76</b>	<b>3,663,954.81</b>	<b>15,465,729.56</b>	<b>14,043,683.52</b>	<b>0.00</b>	<b>1,974,721.29</b>	<b>31,484,134.37</b>		


SUMMARY:


	Previous Report	This month (May 2016)	As of May 31, 2016
Total Disbursement Authorities Received			
NCA	265,605,519.00	26,312,177.00	291,917,696.00
Working Fund			
TRA	8,904,510.68	1,740,283.09	10,644,793.77
CDC			
NCAA			
Others (CDT, BTr Docs Stamp, etc.)			
Less: Notice of Transfer Allocations (NTA)* Issued			
Total Disbursements Authorities Available	274,510,029.68	28,052,460.09	302,562,489.77
Less: Lapsed NCA	543.46		543.46
Disbursements	151,274,497.73	31,484,134.37	182,758,632.10
Balance of Disbursements Authorities as of to date	123,234,988.49	(3,431,674.28)	119,803,314.21

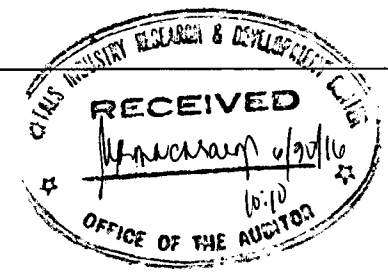
	Previous Report	This month (May 2016)	As of May 31, 2016
Total Disbursement Program	274,510,029.68	28,052,460.09	302,562,489.77
Less: Actual Disbursements	151,274,497.73	31,484,134.37	182,758,632.10
(Over)/Under Spending	123,235,531.95	(3,431,674.28)	119,803,857.67

Breakdown:  
 Regular 614.98  
 Trust Liability 119,803,242.69  
 Total 119,803,857.67

\* Reason of Underspending under Trust Liability: The amount of P 119,803,242.69 will be used for the operating expenses of all TL GIA Projects up to December 31, 2016.

Certified Correct:  
  
 Johnny G. Quingco  
 Accountant IV  
 Date: *am*


Approved By:  
  
 Robert O. Dizon  
 Executive Director  
 Date:



**Metals Industry Research and Development Center  
List of Disbursements Authorities  
For the month of May 2016**

	NUMBER	DATE	AMOUNT
<b>NCA:</b>			
	NCA-BMB-E-16-0000489	January 5, 2016	22,944,000.00
	NCA-BMB-E-16-0003077	March 2, 2016	550,000.00
	NCA-BMB-E-16-0007991	May 12, 2016	2,584,645.00
	NCA-BMB-E-16-0008444	May 20, 2016	233,532.00
			<hr/>
<b>Sub-Total</b>			<b>26,312,177.00</b>
<b>TRA:</b>			
	0080442016488289	June 8, 2016	115,106.77
	0080442016488725	June 8, 2016	254,411.75
	0080442016488353	June 8, 2016	1,370,764.57
			<hr/>
<b>Sub-Total</b>			<b>1,740,283.09</b>
<b>Grand Total</b>			<hr/> <b>28,052,460.09</b> <hr/>


Certified Correct:

  
Johnny G. Quingco  
Accountant IV *Amv*

Approved By:

  
Robert Q. Dizon  
Executive Director

MONTHLY REPORT OF DISBURSEMENTS  
For the month of June 2016



Department / Agency : Department of Science and Technology  
 Agency : Metals Industry Research and Development Center  
 Operating Unit :  
 Organizational Code (UAC) : 19-007-00 00 000  
 Funding Source Code (as clustered) : 01101101 / 01101406 / 01104102 / 01101407 / 01102101 / 07308602

PARTICULARS	CURRENT YEAR BUDGET					PRIOR YEAR'S BUDGET											SUB-TOTAL	TRUST LIABILITIES					REMARKS					
	PS	MOOE	Fin. Exp.	CO	TOTAL	PRIOR YEAR'S ACCOUNTS PAYABLE					CURRENT YEAR'S ACCOUNTS PAYABLE							TOTAL	PS	MOOE	CO	TOTAL		PS	MOOE	Fin. Exp.	CO	TOTAL
						PS	MOOE	Fin. Exp.	CO	Sub-Total	PS	MOOE	Fin. Exp.	CO	Sub-Total	PS												
1	2	3	4	5	6=(2+3+4+5)	7	8	9	10	11=(7+8+9+10)	12	13	14	15	16=(12+13+14+15)	17=(11+16)	18=(6+17)	19	20	21	22=(19+20+21)	23	24	25	26	27=(23+24+25+26)	28	
Notice of Cash Allocation (NCA)																												
MDS Checks Issued	2,020,648.96	266,849.46			2,287,498.42					0.00						0.00	2,287,498.42		169,580.14		169,580.14	2,020,648.96	436,429.60			0.00	2,457,078.56	*
Advice to Debit Account	7,044,347.27	3,518,534.28		904,057.00	11,466,938.55		134,903.97		764,996.71	899,900.68				3,348,599.10	3,348,599.10	4,248,499.78	15,715,438.33		7,294,120.54	198,646.87	7,492,767.41	7,044,347.27	10,947,558.79			5,216,299.68	23,208,205.74	
Working Fund (NCA Issued to BTr)																												
Tax Remittance Advices Issued (TRA)	1,374,245.28	163,351.70		43,108.80	1,580,705.58		10,672.94		49,358.08	60,031.02				302,781.73	302,781.73	362,812.75	1,943,518.33				1,374,245.28	174,024.64			395,248.41	1,943,518.33		
Cash Disbursement Ceiling (CDC)																												
Non-Cash Availment Authority (NCAA)																												
Others (CDT, BTr Docs Stamp, etc.)																												
<b>TOTAL</b>	<b>10,439,241.51</b>	<b>3,948,735.44</b>	<b>0.00</b>	<b>947,165.60</b>	<b>15,335,142.55</b>	<b>0.00</b>	<b>145,576.91</b>	<b>0.00</b>	<b>814,354.79</b>	<b>959,931.70</b>	<b>0.00</b>	<b>0.00</b>	<b>0.00</b>	<b>3,651,380.83</b>	<b>3,651,380.83</b>	<b>4,611,312.53</b>	<b>19,946,455.08</b>	<b>0.00</b>	<b>7,463,700.68</b>	<b>198,646.87</b>	<b>7,662,347.55</b>	<b>10,439,241.51</b>	<b>11,558,013.03</b>	<b>0.00</b>	<b>5,611,548.09</b>	<b>27,608,802.63</b>		

SUMMARY:

	Previous Report	This month (June 2016)	As of June 30, 2016
Total Disbursement Authorities Received			
NCA	281,917,896.00	55,899,776.00	347,817,472.00
Working Fund			
TRA	10,844,793.77	1,943,518.33	12,588,312.10
CDC			
NCAA			
Others (CDT, BTr Docs Stamp, etc.)			
Less: Notice of Transfer Allocations (NTA)* Issued			
Total Disbursements Authorities Available	302,562,489.77	57,843,294.33	360,405,784.10
Less: Lapsed NCA	543.46	134.77	678.23
Disbursements	182,758,632.10	27,608,802.63	210,367,434.73
Balance of Disbursements Authorities as of to date	119,803,314.21	30,234,356.93	150,037,671.14

	Previous Report	This month (June 2016)	As of June 30, 2016
Total Disbursement Program	302,562,489.77	57,843,294.33	360,405,784.10
Less: Actual Disbursements	182,758,632.10	27,608,802.63	210,367,434.73
(Over)/Under Spending	119,803,857.67	30,234,491.70	150,038,349.37

Breakdown:

Regular	678.23
Trust Liability	150,037,671.14
<b>Total</b>	<b>150,038,349.37</b>

\* Reason of Underspending under Trust Liability: The amount of P 150,037,671.14 will be used for the operating expenses of all TL GIA Projects up to December 31, 2016.


Certified Correct:  
  
 John G. Quingco  
 Accountant IV  
 Date: *am*

Approved By:  
  
 Robert O. Dizon  
 Executive Director  
 Date: *mm*

**Metals Industry Research and Development Center  
List of Disbursements Authorities  
For the month of June 2016**

	NUMBER	DATE	AMOUNT
<b>NCA:</b>			
	NCA-BMB-E-16-0000489	January 5, 2016	17,631,000.00
	NCA-BMB-E-16-0001794	January 28, 2016	36,167,002.00
	NCA-BMB-E-16-0003077	March 2, 2016	372,000.00
	NCA-BMB-E-16-0009214	June 3, 2016	1,072,478.00
	NCA-BMB-E-16-0009600	June 9, 2016	657,296.00
			<u>55,899,776.00</u>
<b>Sub-Total</b>			
<b>TRA:</b>			
	0080442016500997	July 5, 2016	1,376,254.80
	0080442016501338	July 5, 2016	392,273.83
	0080442016501389	July 5, 2016	174,989.70
			<u>1,943,518.33</u>
<b>Sub-Total</b>			
<b>Grand Total</b>			<u><u>57,843,294.33</u></u>

Certified Correct:

  
Johnny G. Quingco  
Accountant IV *Am*

Approved By:

  
Robert G. Dizon *Am*  
Executive Director