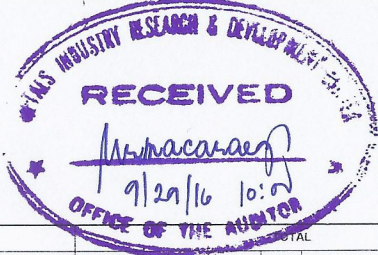


MONTHLY REPORT OF DISBURSEMENTS  
For the month of August 2016

FAR No. 4

Department / Agency : Department of Science and Technology  
Agency : Metals Industry Research and Development Center  
Operating Unit :  
Organizational Code (UAC) : 19-007-00 00 000  
Funding Source Code (as clustered) : 01101101 / 01101406 / 01104102 / 01101407 / 01102101 / 07308602



PARTICULARS	CURRENT YEAR BUDGET					PRIOR YEAR'S BUDGET											SUB-TOTAL	TRUST LIABILITIES										REMARKS
	PS	MOOE	Fin. Exp.	CO	TOTAL	PRIOR YEAR'S ACCOUNTS PAYABLE					CURRENT YEAR'S ACCOUNTS PAYABLE					TOTAL		PS	MOOE	CO	TOTAL	PS	MOOE	Fin. Exp.	CO	TOTAL		
						PS	MOOE	Fin. Exp.	CO	Sub-Total	PS	MOOE	Fin. Exp.	CO	Sub-Total													
1	2	3	4	5	6=(2+3+4+5)	7	8	9	10	11=(7+8+9+10)	12	13	14	15	16=(12+13+14+15)	17=(11+16)	18=(6+17)	19	20	21	22=(19+20+21)	23	24	25	26	27=(23+24+25+26)	28	
Notice of Cash Allocation (NCA)																												
MDS Checks Issued	1,991,912.18	4,116.76			1,996,028.94					0.00					-	0.00	1,996,028.94		123,056.87		123,056.87	1,991,912.18	127,175.63		0.00	2,119,087.81	*	
Advice to Debit Account	8,636,891.36	3,572,695.33		5,915,294.23	18,124,880.92		967,842.78		5,516,934.82	6,484,777.60				204,750.45	204,750.45	6,689,528.05	24,814,406.97		5,551,150.55	1,058,799.99	6,609,950.54	8,636,891.36	10,091,688.66		12,695,779.49	31,424,359.51		
Working Fund (NCA Issued to BTr)																												
Tax Remittance Advices Issued (TRA)	1,392,506.60	164,576.93		521,803.21	2,078,886.74	(29,532.10)	6,630.09		468,535.18	445,633.17				13,650.03	13,650.03	459,283.20	2,538,169.94					1,362,974.50	171,207.02		1,003,988.42	2,538,169.94		
Cash Disbursement Ceiling (CDC)																												
Noc-Cash Availment Authority (NCAA)																												
Others (CDT, BTr Docs Stamp, etc.)																												
TOTAL	12,021,310.14	3,741,389.02	0.00	6,437,097.44	22,199,796.60	(29,532.10)	974,472.87	0.00	5,985,470.00	6,930,410.77	0.00	0.00	0.00	218,400.48	218,400.48	7,148,811.25	29,348,607.85	0.00	5,674,209.42	1,058,799.99	6,733,009.41	11,991,778.04	10,390,071.31	0.00	13,699,767.91	36,081,617.26		

SUMMARY:

	Previous Report	This month (August 2016)	As of August 31, 2016
Total Disbursement Authorities Received			
NCA	389,992,422.00	30,997,241.00	420,989,663.00
Working Fund			
TRA	15,372,263.95	2,538,169.94	17,910,433.89
CDC			
NCAA			
Others (CDT, BTr Docs Stamp, etc)			
Less: Notice of Transfer Allocations (NTA)* Issued			
Total Disbursements Authorities Available	405,364,685.95	33,535,410.94	438,900,096.89
Less: Lapsed NCA	678.23		678.23
Disbursements	246,706,666.42	36,081,617.26	282,788,283.68
Balance of Disbursements Authorities as of to date	158,657,341.30	(2,546,206.32)	156,111,134.98

	Previous Report	This month (August 2016)	As of August 31, 2016
Total Disbursement Program	405,364,685.95	33,535,410.94	438,900,096.89
Less: Actual Disbursements	246,706,666.42	36,081,617.26	282,788,283.68
(Over)/Under Spending	158,658,019.53	(2,546,206.32)	156,111,813.21

Breakdown :

Regular	8,432,751.44
Trust Liability	147,679,061.77
Total	156,111,813.21

\* Reasons of Underspending:  
Regular Two (2) Progress Billings were not processed for payment due to the late processing of supporting documents.  
Trust Liability The amount of P 147,679,061.77 will be used for the operating expenses of all GIA Projects up to December 31, 2016.

Certified Correct:

Johnny G. Quingco

Accountant IV

Date:

Approved By:

Robert O. Dizon

Executive Director

Date:




**Metals Industry Research and Development Center**  
**List of Disbursements Authorities**  
**For the month of August 2016**




	NUMBER	DATE	AMOUNT
<b>NCA:</b>			
	NCA-BMB-E-16-0012734	July 14, 2016	24,678,000.00
	NCA-BMB-E-16-0014294	August 2, 2016	1,956,000.00
	NCA-BMB-E-16-0014356	August 2, 2016	1,665,000.00
	NCA-BMB-E-16-0015305	August 15, 2016	87,500.00
	NCA-BMB-E-16-0015763	August 22, 2016	2,610,741.00
<b>Sub-Total</b>			<b>30,997,241.00</b>
<b>TRA:</b>			
	0080442016537027	September 7, 2016	336,790.27
	0080442016535797	September 6, 2016	1,362,974.50
	0080442016534024	September 5, 2016	838,405.17
<b>Sub-Total</b>			<b>2,538,169.94</b>
<b>Grand Total</b>			<b>33,535,410.94</b>

**Certified Correct:**

  
Johnny G. Quingco  
 Accountant IV *Amr*

**Approved By:**

  
Robert O. Dizon  
 Executive Director *dm*