



MONTHLY REPORT OF DISBURSEMENTS
For the month of December, 2017

Department: Department of Science and Technology (DOST)					Agency: Metals Industry Research and Development Center										Operating Unit: N/A													
Organization Code (UACS): 190070000000					Fund Cluster: 01 - Regular Agency Fund										Report Status: SUBMITTED													
PARTICULARS	CURRENT YEAR BUDGET					PRIOR YEAR'S ACCOUNTS PAYABLE					CURRENT YEAR'S ACCOUNTS PAYABLE					SUB-TOTAL	TRUST LIABILITIES				GRAND TOTAL				REMARKS			
	PS	MOOE	Fin. Exp	CO	TOTAL	PS	MOOE	Fin. Exp	CO	Sub-Total	PS	MOOE	Fin. Exp	CO	Sub-Total		TOTAL	PS	MOOE	CO	TOTAL	PS	MOOE	Fin. Exp		CO	TOTAL	
	1	2	3	4	5	6	7	8	9	10	11=(7+8+9+10)	12	13	14	15		16=(12+13+14+15)	17=(11+16)	18=(8+17)	19	20	21	22=(19+20+21)	23		24	25	26
Notice of Cash Allocation (NCA)	19,946,335.70	7,224,013.55		168,001.78	27,338,351.03					60,971.00	80,971.00				679,979.17	760,950.17	28,099,301.20					19,946,335.70	7,903,992.72		248,972.78	28,099,301.20		
MDS Checks Issued	2,283,923.57	814,379.82			3,098,303.39										100,000.00	100,000.00	3,198,303.39					2,283,923.57	914,379.82			3,198,303.39		
Advice to Debit Account	17,662,412.13	6,409,633.73		168,001.78	24,240,047.64					80,971.00	80,971.00				579,979.17	660,950.17	24,900,997.81					17,662,412.13	6,989,612.90		248,972.78	24,900,997.81		
Notice of Transfer of Allocation (NTA)																												
MDS Checks Issued																												
Advice to Debit Account																												
Working Fund (NCA issued to BTr)																												
Tax Remittance Advices Issued (TRA)	2,768,456.18	288,647.41		9,690.22	3,066,793.81										38,379.31	38,379.31	3,105,173.12					2,768,456.18	327,026.72		9,690.22	3,105,173.12		
Cash Disbursement Ceiling (CDC)																												
Non-Cash Availment Authority (NCAA)																												
Others (CDT, BTr Docs Stamp, etc.)																												

Summary



PARTICULARS	PREVIOUS REPORT	CURRENT MONTH	AS OF DATE
(1)	(2)	(3)	(4)
Total Disbursement Authorities Received			
NCA	397,454,576.00	18,819,000.00	416,253,576.00
Working Fund			
TRA	24,977,146.11	3,105,173.12	28,082,319.23
CDC			
NCAA			
Others (CDT, BTr Docs Stamp, etc.)			
Less: Notice of Transfer Allocations (NTA) Issued			
Total Disbursements Authorities Available	422,411,722.11	21,924,173.12	444,335,895.23
Less:			
Lapsed NCA	142,331,389.75	1.52	142,331,391.27
Disbursements	276,800,029.64	31,204,474.32	308,004,503.96
Balance of Disbursements Authorities as of to date	9,280,302.72	(9,280,302.72)	
Total Disbursements Program	422,411,722.11	21,924,173.12	444,335,895.23
Less: Actual Disbursements	276,800,029.64	31,204,474.32	308,004,503.96
Over/Under spending	151,611,692.47	(9,280,301.20)	142,331,391.27

Certified Correct:


Quilged, Johnny
Agency Chief Accountant 

Date: 09/Jan/2018

Approved By:


Dizon, Robert
Head of Agency or Authorized Representative 
Date: 09/Jan/2018

This report was generated using the Unified Reporting System on 09/01/2018 09:55

