

**MONTHLY REPORT OF DISBURSEMENTS**  
For the month of November, 2018

Department: Department of Science and Technology (DOST)						Agency: Metals Industry Research and Development Center						Operating Unit: N/A																
Organization Code (UACS): 190070000000						Fund Cluster: 01 - Regular Agency Fund						Report Status: SUBMITTED																
PARTICULARS	CURRENT YEAR BUDGET					PRIOR YEAR'S ACCOUNTS PAYABLE					SUB-TOTAL	TRUST LIABILITIES				GRAND TOTAL					REMARKS							
	PS	MOOE	Fin. Exp	CO	TOTAL	PS	MOOE	Fin. Exp	CO	Sub-Total		PS	MOOE	CO	TOTAL	PS	MOOE	Fin. Exp	CO	TOTAL								
1	2	3	4	5	6=(2+3+4+5)	7	8	9	10	11=(7+8+9+10)	12	13	14	15	16=(12+13+14+15)	17=(11+16)	18=(6+17)	19	20	21	22=(19+20+21)	23	24	25	26	27=(23+24+25+26)	28	
Notice of Cash Allocation (NCA)	20,144,052.74	6,837,810.78		27,100,852.25	54,082,415.77							2,105,778.97		2,346,337.78	4,452,116.75	4,452,116.75	58,534,532.52					20,144,052.74	8,943,589.75		29,446,890.03	58,534,532.52		
MDS Checks Issued	2,227,537.30	102,621.60		27,100,852.25	2,330,158.90									2,330,158.90			2,330,158.90					2,227,537.30	102,621.60		29,446,890.03	2,330,158.90		
Advice to Debit Account	17,916,515.44	6,735,189.18		27,100,852.25	51,752,256.87							2,105,778.97		2,346,337.78	4,452,116.75	4,452,116.75	56,204,373.62					17,916,515.44	8,840,968.15		29,446,890.03	56,204,373.62		
Notice of Transfer of Allocation (NTA)																												
MDS Checks Issued																												
Advice to Debit Account																												
Working Fund (NCA issued to BTr)																												
Tax Remittance Advices Issued (TRA)	732,260.58	348,088.91		1,879,626.22	2,959,975.71							141,608.03		204,982.31	346,590.34	346,590.34	3,306,566.05					732,260.58	489,696.94		2,084,608.53	3,306,566.05		
Cash Disbursement Ceiling (CDC)																												
Non-Cash Availment Authority (NCAA)																												
Others (CDT, BTr Docs Stamp, etc.)																												


**Summary**

PARTICULARS	PREVIOUS REPORT	CURRENT MONTH	AS OF DATE
(1)	(2)	(3)	(4)
Total Disbursement Authorities Received			
NCA	365,623,887.00	40,954,859.00	406,578,745.00
Working Fund			
TRA	18,841,961.71	3,306,566.05	22,148,527.76
CDC			
NCAA			
Others (CDT, BTr Docs Stamp, etc.)			
Less: Notice of Transfer Allocations (NTA) issued			
Total Disbursements Authorities Available	384,465,848.71	44,261,424.05	428,727,272.76
Less			
Lapsed NCA	27,730,611.50		27,730,611.50
Disbursements	295,829,427.42	61,841,098.57	357,670,525.99
Balance of Disbursements Authorities as of to date	60,905,809.79	(17,579,674.52)	43,326,135.27
Total Disbursements Program	384,465,848.71	44,261,424.05	428,727,272.76
Less: * Actual Disbursements	295,829,427.42	61,841,098.57	357,670,525.99
(Over)/Under spending-	88,636,421.29	(17,579,674.52)	71,056,746.77





Certified Correct:

  
Quingco, Johnny

Agency Chief Accountant 

Date: 12/Dec/2018

Approved By:

  
Dizon, Robert  
Head of Agency or Authorized Representative 

Date: 13/Dec/2018