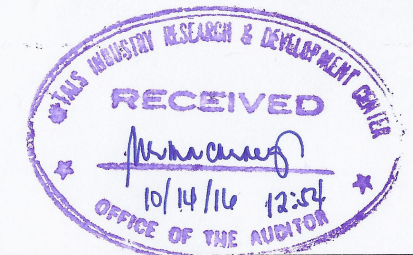


QUARTERLY REPORT OF ACTUAL INCOME
For the Quarter ended September 30, 2016
(In Pesos)




Department:
Agency/ OU:
Fund: 101

Department of Science and Technology
Metals Industry Research and Development Center

CLASSIFICATION/ SOURCES OF INCOME	UACS CODE	REVENUE TARGET (Annual)	ACTUAL INCOME FOR THE QUARTER					CUMULATIVE REMITTANCE DEPOSITS TO DATE			VARIANCE		REMARKS (8)
			1st Quarter	2nd Quarter	3rd Quarter	4th Quarter	TOTAL	Remittance to BTR	Deposited with AGDB	Total	Amount (compared to annual income)	%	
1	2	3	4	5	6	7	8=(4+5+6+7)	9	10	11=(9+10)	12=(8-3)	13=(12/3)	14
A. General Fund (formerly fund 101)							-			-	-		
- Tax							-			-	-		
Documentary Stamp Tax							-			-	-		
- Non Tax							-			-	-		
Service Income	4-02-01-990	23,048,000.00	4,316,214.62	5,035,442.81	5,575,281.45		14,926,938.88	14,505,458.88	421,480.00	14,926,938.88	(8,121,061.12)	(35.24)	
Seminar/ Training Fees	4-02-01-040	2,664,000.00	493,510.00	537,838.00	881,900.00		1,913,248.00	1,913,248.00	-	1,913,248.00	(750,752.00)	(28.18)	
Income from Printing and Publications	4-02-01-150	10,000.00	1,183.50	2,379.00	630.50		4,193.00	4,193.00	-	4,193.00	(5,807.00)	(58.07)	
Interest Income	4-02-01-210	-	2,826.14	2,245.34	1,697.33		6,768.81	6,768.81	-	6,768.81	6,768.81		
Fines and Penalties	4-02-02-230	-	-	-	4,818.60		4,818.60	-	4,818.60	4,818.60	4,818.60		
Rent/Lease Income	4-02-02-050	3,550,000.00	118,009.61	9,292.28	68,661.15		195,963.04	195,963.04	-	195,963.04	(3,354,036.96)	(94.48)	
Sale of Unserviceable	4-05-01-990	-	89,256.65	397,136.50	216,243.56		702,636.71	702,636.71		702,636.71	702,636.71		
B. Special Account in the General Fund (formerly Fund 105,183,401,151-159)							-			-	-		
- Tax							-			-	-		
- Non Tax							-			-	-		
C. Off - Budget Accounts (formerly fund 161 to 164, etc)							-			-	-		
D. Custodial Funds (formerly Fund 101-184,187)	2-05-01-990		3,943,373.21	4,861,020.00	14,527,169.14		23,331,562.35	21,039,566.21	2,291,996.14	23,331,562.35	23,331,562.35		
Unearned revenue			131,636.02	259,965.00	256,257.71		647,858.73	570,953.73	76,905.00	647,858.73	647,858.73		
TOTAL		29,272,000.00	9,096,009.75	11,105,318.93	21,532,659.44	-	41,733,988.12	38,938,788.38	2,795,199.74	41,733,988.12	12,461,988.12	42.57	


Certified Correct:


JOHNNY G. QUINGCO
Chief Accountant / Head of Accounting Unit

Noted By:


AUREA T. MOTAS
Chief Administrative Officer, FAD

Approved By:


ROBERT O. DIZON
Executive Director, MIRD